

L 36 W/840

LUMILUX T8 | Tubular fluorescent lamps 26 mm, with G13 bases



Areas of application

- Public buildings
- Office lighting
- Industry
- Shops
- Supermarkets and department stores
- Street lighting
- Outdoor applications only in suitable luminaires

Product benefits

- Proven lamp technology
- Good economy thanks to high efficiency
- Available in many different light colors (2,700...8,000 K) for various applications

Product features

- Very good lumen maintenance: 90 % throughout the service lifetime of the lamp
- Good color rendering group: 1B (R_a : 80...89)
- Dimmable
- Top-quality three-band phosphor: LUMILUX



Product datasheet

Technical data

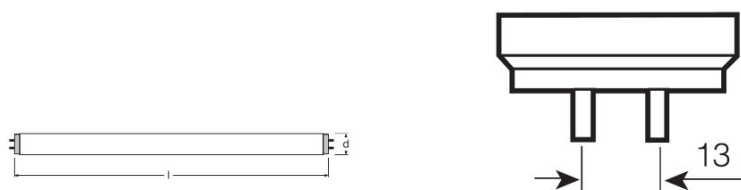
Electrical data

Nominal voltage	103 V
Nominal wattage	36.00 W
Rated lamp efficacy (HF data 25 °C)	Under clarification by authority and standardization body
Rated wattage	36.00 W

Photometrical data

Color rendering index Ra	≥80
Luminous flux at 25 °C	3350 lm
Light color	840
Color temperature	4000 K
Nominal luminous flux	3350 lm
Light color (designation)	LUMILUX Cool White
Rated LLMF at 2,000 h	0.95
Rated LLMF at 4,000 h	0.92
Rated LLMF at 6,000 h	0.91
Rated LLMF at 8,000 h	0.90
Rated LLMF at 12,000 h	0.80
Rated LLMF at 16,000 h	0.90
Rated LLMF at 20,000 h	0.89

Dimensions & weight



G13
IEC 7004-51
DIN 49653 T1

Tube diameter	26 mm
Length	1200 mm
Length with base excl. base pins/connection	1200.00 mm
Diameter	26.0 mm

Product datasheet

Maximum diameter	26.0 mm
------------------	---------

Temperatures & operating conditions

Rated ambient temp.w.max.luminous flux	25.0 °C
--	---------

Lifespan

Service life	18000 h ¹⁾
Lifespan	20000 h ¹⁾
Rated lamp survival factor at 2,000 h	0.99
Rated lamp survival factor at 4,000 h	0.99
Rated lamp survival factor at 6,000 h	0.96
Rated lamp survival factor at 8,000 h	0.90
Rated lamp survival factor at 12,000 h	0.70
Rated lamp survival factor at 16,000 h	0.43
Rated lamp survival factor at 20,000 h	0.50
Operation mode LLMF/LSF	50 Hz
Rated lamp life time	20000 h
Nominal lamp life time	20000 h

¹⁾ With preheat ECG

Additional product data

Base (standard designation)	G13
Mercury content	2.5 mg
Appropriate disposal acc. to WEEE	Yes

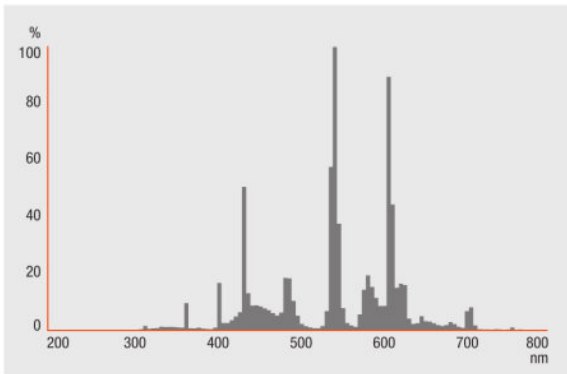
Capabilities

Dimmable	Yes
Suitable for indoor	Yes

Certificates & standards

Energy efficiency class	A
Energy consumption	43 kWh/1000h

Light Distribution



Spectral power distribution

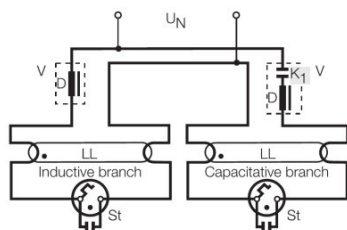
System guarantee

OSRAM System+ Guarantee in combination with OSRAM ECGs

Safety advice

In case of lamp breakage: www.ledvance.com/brokenlamp

Product datasheet



Circuit diagram

Logistical Data

Product code	Product description	Packaging unit (Pieces/Unit)	Dimensions (length x width x height)	Volume	Gross weight
4050300443300	L 36 W/840	Shipping carton box 30	1269 mm x 169 mm x 206 mm	44.18 dm ³	6018.00 g
4050300517872	L 36 W/840	Shipping carton box 25	1242 mm x 142 mm x 145 mm	25.57 dm ³	5450.00 g

The mentioned product code describes the smallest quantity unit which can be ordered. One shipping unit can contain one or more single products. When placing an order, for the quantity please enter single or multiples of a shipping unit.

References / Links

For more information on the system guarantee and the terms and conditions of the guarantee visit

▶ www.ledvance.com/system-guarantee

For more information on QUICKTRONIC electronic control gear go to

▶ www.ledvance.com/quicktronic

Disclaimer

Subject to change without notice. Errors and omission excepted. Always make sure to use the most recent release.

L 36 W/840

LUMILUX T8 | Tubular fluorescent lamps 26 mm, with G13 bases

Product name	Product name ECG	EAN	Nominal current	Nominal wattage + Power loss	Luminous flux at 35 °C	Number of lighting outlets
L 36 W/840	QT 1x36 DIM	4008321645623	0.16 A	36.00 W	3350 lm	1
	QT 2x36 DIM	4008321645838	0.32 A	72.40 W	3350 lm	2
	QT-FIT 5/8 1x18-39	4008321873927	0.16 A	37.00 W	3200 lm	1
	QT-FIT 5/8 2x18-39	4008321873903	0.31 A	70.00 W	3200 lm	2
	QT-FIT8 1x36	4008321294203	0.16 A	36.00 W	3200 lm	1
	QT-FIT8 2x36	4008321294265	0.32 A	71.00 W	3200 lm	2
	QTi 1x14/24/21/39 GII	4008321383334	0.09 A	35.00 W	3350 lm	1
	QTi 2x14/24/21/39 GII	4008321383396	0.31 A	70.00 W	3200 lm	2
	QTi 2x36 DIM		0.31 A	69.00 W	3350 lm	2
	QTi DALI 1x36 DIM	4050300870427	0.16 A	36.00 W	2700 lm	1
	QTi DALI 2x36 DIM	4050300870885	0.30 A	69.00 W	2700 lm	2
	QT-M 2x26-42/220-240 S	4008321110022	0.30 A	70.00 W	3200 lm	2
	QTP-DL 1x36-40	4008321117908	0.17 A	38.00 W	3400 lm	1
	QTP-DL 2x36-40	4008321117922	0.35 A	80.50 W	3400 lm	2
	QTP-M 1x26-42	4008321329134	0.16 A	35.00 W	3350 lm	1
	QTP-OPTIMAL 1x18-40	4008321873743	0.16 A	36.00 W	3200 lm	1
	QTP-OPTIMAL 2x18-40	4008321873767	0.30 A	71.00 W	3200 lm	2
	QTz8 1x36	4008321863287	0.16 A	36.00 W	3200 lm	1

Product datasheet

Product name	Product name ECG	EAN	Nominal current	Nominal wattage + Power loss	Luminous flux at 35 °C	Number of lighting outlets
	QTz8 2x36	4008321863324	0.32 A	71.00 W	3200 lm	2