











## Symbols

The followings show the symbols which may be used for the equipment. Be sure that you understand their meaning before use.

	Read instruction manual.
	Wear a helmet, goggles and ear protection.
	Wear protective gloves.
	Wear sturdy boots with nonslip soles. Steeltoed safety boots are recommended.
	Beware of electrical lines, risk of electrical shock.
	Keep distance at least 15 m.
	Maximum permissible cut length
	Direction of chain travel
	Chain oil tank
	Hot surfaces - Burns to fingers or hands.

## Intended use

This attachment is designed only for the purpose of pruning branches and limbs in conjunction with an approved power unit. Never use the attachment for the other purposes. Abusing the attachment may cause serious injury.

## About this instruction manual

The term "tool" in this instruction manual refers to the combination of the attachment and the power unit. The term "motor" in this instruction manual refers to electric or engine motor of the power unit.

## EC Declaration of Conformity

### For European countries only

We as the manufacturers: **Makita Europe N.V.**, Business address: **Jan-Baptist Vinkstraat 2 3070 Kortenberg BELGIUM**. Authorize **Hiroshi Tsujimura** for the compilation of the technical file and declare under our sole responsibility that the product(s); Designation: **Pole Saw Attachment**. Designation of Type(s): **EY403MP**. Fulfills all the relevant provisions of **2006/42/EC** and are manufactured in accordance with the following Harmonised Standards: **EN ISO 11680-1:2011**. Place and date of declaration: **Kortenberg, Belgium. 01. 12. 2020**  
Responsible person: **Hiroshi Tsujimura, Director - Makita Europe N.V.**



## Declaration of Conformity (For UK)

### For UK only

We as the manufacturers: **Makita Europe N.V.**, Business address: **Jan-Baptist Vinkstraat 2 3070 Kortenberg BELGIUM**. Authorize **Hiroshi Tsujimura** for the compilation of the technical file and declare under our sole responsibility that the product(s); Designation: **Pole Saw Attachment**. Designation of Type(s): **EY403MP**. Fulfills all the relevant provisions of **S.I. 2008/1597 (as amended)** and are manufactured in accordance with the following Designated Standards: **EN ISO 11680-1:2011**. Place and date of declaration: **Kortenberg, Belgium. 01. 12. 2020**  
Responsible person: **Hiroshi Tsujimura, Director - Makita Europe N.V.**  
Importer: **Makita (UK) Limited**, Michigan Drive, Tongwell, Milton Keynes, Buckinghamshire, MK15 8JD, UK



## SAFETY WARNINGS

### Pole Saw Safety Warnings

**⚠ WARNING:** Read all safety warnings, instructions, illustrations and specifications provided with this machine as well as the instruction manual of the power unit before using. Failure to follow all instructions listed below may result in electric shock, fire, and/or serious injury to the operator and/or bystanders.

## Save all warnings and instructions for future reference.

### General precautions

1. Before starting the tool, read this instruction manual to become familiar with the handling of the tool.
2. Do not lend the tool to a person with insufficient experience or knowledge regarding handling of the tool.
3. When lending the tool, always attach this instruction manual.
4. Do not allow children or young persons under 18 years old to use the tool. Keep them away from the tool.
5. Handle the tool with the utmost care and attention.
6. Never use the tool after consuming alcohol or drugs, or if feeling tired or ill.
7. Never attempt to modify the tool.
8. Do not use the tool in bad weather conditions, especially when there is a risk of lightning. This decreases the risk of being struck by lightning.