

# LCA Report

FR-felt acoustic panels, Bs1d0



**FOG & VENØ A/S**

# Life Cycle Assessment

*On FR-Felt acoustic panel*

*By Mediator A/S*

*Title: Life Cycle Assessment of FR-Felt Panel*

*Date: April, 2024*

*Ordered by: Fog og Venø A/S*

*Name of database: Ecoinvent 3.8*

*Author: Mediator A/S*



# Life Cycle Assessment

Ordered by Fog og Venø A/S

FOG & VENØ A/S is a Danish, family-owned company, with development, sales and production in Aulum, Central Jutland. We value great craftsmanship, detail and high-quality products - With an extraordinary service. We focus on choosing sustainable and responsible materials and processes. We are constantly working to initiate new activities to minimize our environmental footprint, without compromising on details, quality or design [6].

Issued by Mediator A/S.

Mediator is a consultancy company active in the fields of chemistry, environmental aspects, dangerous goods, etc. with a focus on finding dynamic and flexible solutions for our customers. The team comprises 17 employees – all with a comprehensive knowledge within their field of expertise. Mediator provides the service of estimating and implementing the methodology Life Cycle Analysis (LCA), in order to evaluate environmental aspects. The LCA methodology establishes the basis for modelling simple, as well as complex, products/process/systems of aspects for a credible assessment of potential environmental effects.

# Content

General	5
Introduction	6
Life Cycle Assessment	7
Goal	8
FR-Felt Panel	9
Scope	10
System Boundaries	13
Assumptions	17
LCA Software and Standard	18
Process Description/Manufacturing	19
Data Collection and Procedures	21
Product Results	37
Interpretation	50
Sensitivity Analysis	52
Summary	54
References	55
Clarification of expressions and abbreviations used in the report	55
Environment Impact Parameters	56

# Generel

## Holder

Fog og Venø A/S

Buntmagervej 5

7490, Aulum

Denmark

CVR: 33880464

Issued, April 2024, Valid to April 2026.

## Indented use

The intended use of the report is to communicate scientifically based environmental information for the process to/from professional stakeholders, with the aim of being able to assess environmental impacts for building material.

## Declared unit

1.49 m<sup>2</sup> (12.09 kg) FR-Felt Panel (Fire-retardant wall panel).

## Review period

This LCA is based on in house data for 2022 obtained from Fog og Venø A/S.

## Basis of calculation

The life cycle assessment report complies to the requirements set in the ISO 14040, ISO 14044, ISO 14025 and EN15804+A2:2019.

## Comparability

Processes may not be comparable, if they do not comply with the requirements of the standards. Data may not be comparable unless all datasets used, are developed according to EN 15804 and the background systems are based on the same database.

## LCA participators

LCA Mediator A/S, Centervej 2E, 6000 Kolding

This LCA has not been 3rd party verified.

# Introduction

This Life Cycle Assessment (LCA) has been commissioned by Fog og Venø A/S and is authored by Mediator A/S. The report is dated April 2024 and complies to the requirements set in the standards ISO 14040 [1], ISO 14044 [2], ISO 14025 [3] and, in case of construction materials, EN-15804+A2:2019 [4]. The report can be verified by a qualified independent verifier, experienced in LCA.

Software Mobius version 1.0.198 and Ecoinvent 3.8 has been used in the preparation of this report. The report is valid until 2 years after initial publication. The results of the process assessment and resulting LCA in this report are only comparable to others, if they also comply with the norms and standards used in this report, and as set out above.

The product being assessed in this report is called FR-Felt Panel and it is a fire-retardant wall panel. It is being used for interior design in and improving indoor acoustics. It is available with the wood panels in various wood types [6].

# Life Cycle Assessment

In order to provide a better understanding of a product or a process sources of pollution and thus how to prioritize the practices of sustainable business a LCA can be created. A LCA presents the quantitative environmental information of the product or process [5].

A LCA provides an overview of where it is most obvious to implement new practices and where efforts can be made to

improve a company's environmental footprint, introduce sustainable business practices and can be used to market the product or process from a sustainability perspective. The data obtained from the LCA is therefore ideal to incorporate into a company's responsibility program [5].

Figure 1 illustrates the general cycle of a LCA for a given product/system.



Figure 1; Stages of a product Life Cycle, showing the raw material extraction, manufacturing, transport, use and the End-Of-Life phases.

# Goal

This LCA has been carried out in order to:

”Apply environmental data in LCA calculations for sustainable construction works. This is essential to enable valid and verifiable comparability of environmental data.

The outcome of this study will be used for both business-to-business and business-to-consumer communication. The intended company internal audience of this study consists of stakeholders, such as marketers, product innovators, purchasers and process managers. External stakeholders could be clients and suppliers with an interest in environmental profiling, governments and environmental NGO's.”  
[5]

The LCA report could also be used to get the assessed product verified under the EPD system.

# FR Panel

## Product description/product definition

FR-Felt Panel from Fog og Venø A/S.

FR-Felt Panel is a fire-retardant wall panel used for interior design and improving indoor acoustics.

## Application

FR-Felt Panel is used for improving acoustics in indoor areas as well as interior design.

## Technical characteristics

This LCA covers 1.48 m<sup>2</sup>, corresponding to 12.09 kg.

## Base materials/ancillary materials

Based on the information provided by Fog og Venø A/S, the following applies:

1) The product/at least one partial product contain substances on the ECHA list of substances of very high concern (SVHC) (date July 8, 2021) above 0.1% by mass: **No.**

2) The product/at least one partial product contain further CMR substances in category 1A or 1B that are not on the candidate list, above 0.1% by mass in at least one partial product: **No.**

3) The construction product have had biocidal product added to them, or they has been treated with biocidal product (they are therefore a treated article as per the Biocidal product Regulation (EU) no. 528/2012): **No.**

## Manufacturing and delivery

FR-Felt Panel can be ordered in standard sizes 2480 x 600 x 21 mm corresponding to 1.48 m<sup>2</sup> per panel.

# Scope

The reference unit for a LCA study can be presented in two ways: either as a functional unit or as a declared unit. The definition of a functional and declared unit is according to DS/EN 15804:2012+A2:2019 [4]. When a product unit fulfils a specific function or purpose it is defined as a functional unit, meaning that a specific function or scenario is known. This could e.g. be a door [4].

A declared unit is a product or scenario where a specific function has not been specified, e.g., a litre of paint. It can be used if a functional unit cannot be defined [4].

The functional unit is 1.48 m<sup>2</sup> of FR-Felt Panel.

The LCA covers FR-Felt Panel. Packaging has not been included in this LCA. The expected life service of FR-Felt Panel is minimum 50 years [6]. Even though the FR-Felt Panel is available with various types of wood lamellae,

the LCA covers a general estimation, assuming all the wood variations will contribute with the same environmental impact.

This LCA study covers modules A1-A3, C1-C4+D. The remaining modules (A4, A5, B1-B7) have been omitted due to lack of data, since these modules are very dependent on how and where the product is used.

In figure 2 and 3 the LCA stages and the flow of the production of the product is presented.

# Scope

	Stage; production			Stage; Construction	Stage; Use								Stage; End-of-Le				Stage; Ressource recovery
	Material supply	Transport	Manufacturing	Transport	Construction / Installation process	Use	Maintenance	Repair	Replacement	Refurbishment	Operational energy use	Operational water use	De-construction demolition	Transport	Waste processing	Disposal	Reuse/Recovery/Recycling Potential
Module	A1	A2	A3	A4	A5	B1	B2	B3	B4	B5	B6	B7	C1	C2	C3	C4	D
Modules declared	x	x	x	MND	MND	MNR	MNR	MNR	MNR	MNR	MNR	MNR	x	x	x	x	x
Geography	Europe	Europe	Denmark	-	-	-	-	-	-	-	-	-	EU	EU	EU	EU	EU
Generic (G) or Specific (S) data use	S	S	S	-	-	-	-	-	-	-	-	-	G	G	G	G	G

X = Included
MND = Module Not Declared
MNR = Module Not Relevant

Figure 2; LCA modules overview. The modules included in this LCA is shown.

# Scope

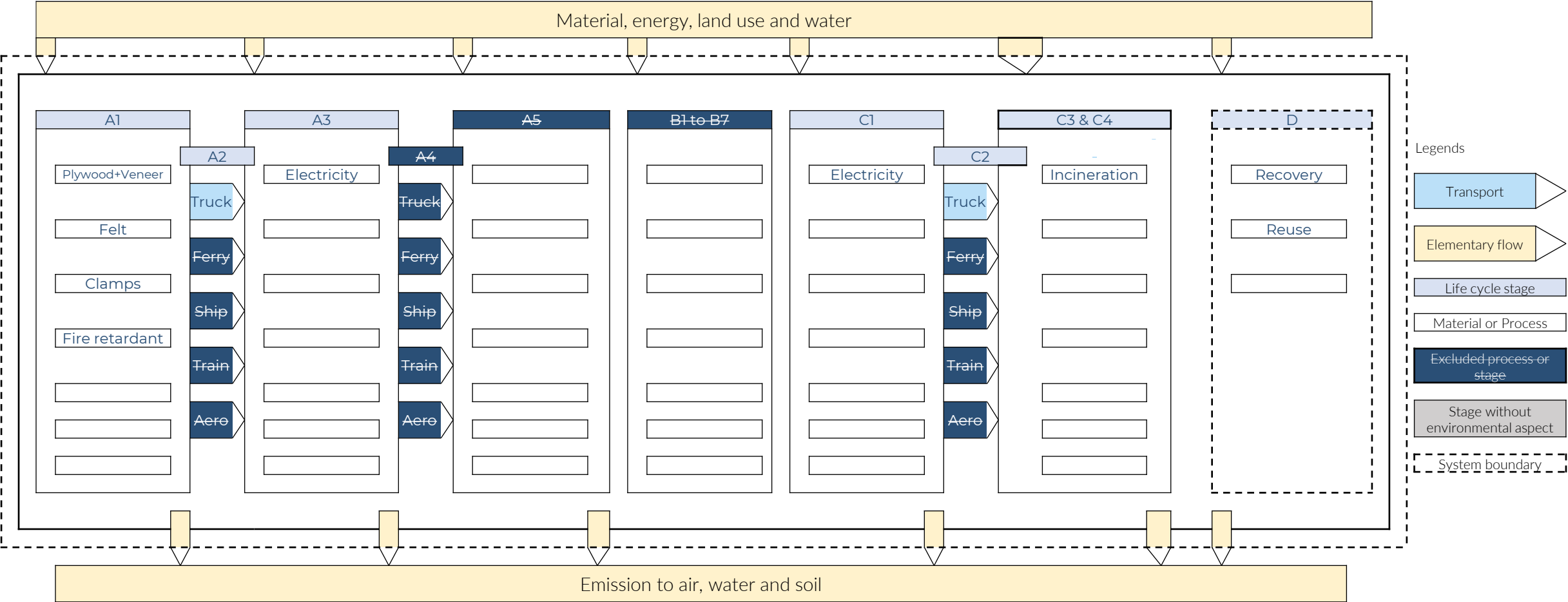


Figure 3; Flowchart of system. The flowchart shows the input and output included in this LCA. The input and output is shown according to modules A1-A3, C1-C4+D.

# System Boundaries

The LCA is of type: 2

1 = Cradle-to-gate

2 = Cradle-to-grave except module A4 to B7

3 = Cradle to gate with optional modules

The following describes the entire life cycle, although the system boundary cuts-off parts of the results.

The general rules for the omission of inputs and outputs in the LCA follow the provisions of EN 15804, where the total omission of input flow per module must be no more than 5% of energy consumption and mass, and max 1% per unit process [4]. Key assumptions for the system boundary are described for each life cycle stage below.

## **The product phase (A1-A3):**

The product phase includes the provision of all raw materials, product and energy, transport to the production site, mixing process, internal transportation and waste treatment until "end-of-waste" or final disposal.

The modules A1, A2 and A3 can be considered as a combined module called A1-A3. This means that the results for the product phase can be given in a combined form. The wall panels are assembled by Fog og Venø A/S.

## **The construction process phase (A4-A5):**

The transportation is not by Fog og Venø and is dependent on the customer of the wall panel. The transportation in phase A4 has therefore not been included in this LCA. Phase A5 has not been included since there is no data due to the installation process being dependent on who and where the product is installed.

## **The use phase (B1-B7):**

Light maintenance, including cleaning, is expected for the product to last its estimated lifetime. However, the amount of maintenance and the environmental impact depends on the user.

The use phases has not been included in this LCA since there is no data.

# System Boundaries

End of service life and Reuse phase (C1-C4 / D):

At the End-of-Life (EoL) the product is dismantled and disposed.

An overview of which elements are included or excluded is presented in table 1.

# System Boundaries

For defining the allocation, the method chosen is described as the cut-off method.

The cut-off method is defined by allocating the various loads caused by a product to only that product.

Environmental aspects

and processes which is estimated to have a contribution of less than 1% it does not have to be included, when using the cut-off method [7].

A generic overview of processes that are included or excluded is presented in Table 1.

Included	Excluded
Production of raw materials	Installation, construction, use
Transportation of the raw materials to manufacturing facilities + transport of product to customers	Packaging
Resources (gas, electricity, water, diesel)	Waste from manufacturing
Waste treatment, reuse	

Table 1; Overview of the included and excluded parts in the LCA.

# System Boundaries

The input and output can be allocated based on the number of resources.

The allocation can be seen in figure 3, showing the input products, the process and the output products for 1.49 m<sup>2</sup> of FR-Felt Panel.

# Assumptions

Assumptions that are general to the entire LCA are:

- Choice of energy model: (e.g. regional averages obtained from the Ecoinvent LCI database or according to specific conditions).
- Choice of transport model: (e.g. regional averages from Ecoinvent).
- Transport distances have been decided based on Google Maps for road transportation and a port routing tool (e.g. Sea Distances or Port World) for sea transports. Possible different routes have not been included in the calculations.
- Ecoinvent references that contain market funds such as: "market for hydrochloric acid, without water, in 30% solution state | hydrochloric acid, without water, in 30% solution state | Cutoff, U"

contains generic shipments from producer to end customer.

Therefore, these data sets have no further transport.

- It is assumed that various wood lamellae variations have the same environmental contribution. In this LCA there is therefore no distinction between the different variants, and they are counted as a common quantity.

# LCA Software and Standard

The software chosen to perform the LCA is Mobius, version 1.0.198 from Ecochain. It has been chosen since it refers to the Ecoinvent database and ISO standards below.

LCA software; Mobius, version 1.0.198, Ecoinvent database.

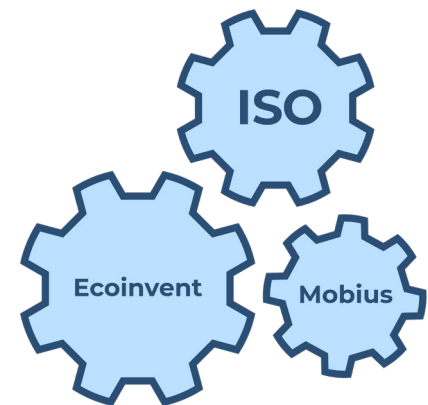
ISO 14040 DS/EN ISO 14040:2008 – ” Environmental management – Life cycle assessment – Principles and framework”.

ISO 14044 DS/EN ISO 14044:2008 – ” Environmental management – Life cycle assessment – Requirements and guidelines”.

ISO 14025 DS/EN ISO 14025:2010 – ” Environmental labels and

declarations – Type III environmental declarations – Principles and procedures”.

EN 15804 DS/EN 15804 + A2:2019 - ”Sustainability of construction works – Environmental product declarations – Core rules for the products category of construction products”.



# Process Description/Manufacturing

## Manufacturing

The veneer, fire varnish and fire retardant are applied to the plywood and glue by 3<sup>rd</sup> parties. The fire retardant is applied to the felt by Fog og Venø. The treated plywood plates are cut to lamellae and the panels assembled by Fog og Venø. The recipe of FR-Felt Panel can be seen in table 2.

Raw materials	Percentage [%]
Plywood	68.2
Veneer	7.52
Adhesive	0.10
Felt	1.93
Fire varnish	0.25
Fire retardant (felt)	4.92
Clamps	1.24
Fire retardant (veneer)	0.37
Fire retardant (adhesive)	0.59

Table 2; Showing the raw materials used for making 1.49 m<sup>2</sup> FR-Felt Panel. The recipe is based on information obtained from Fog og Venø A/S.

# Process Description/Manufacturing

Figure 4 illustrates the production flow, showing the input raw materials and resources used to create 1.49 m<sup>2</sup> of FR-Felt Panel.

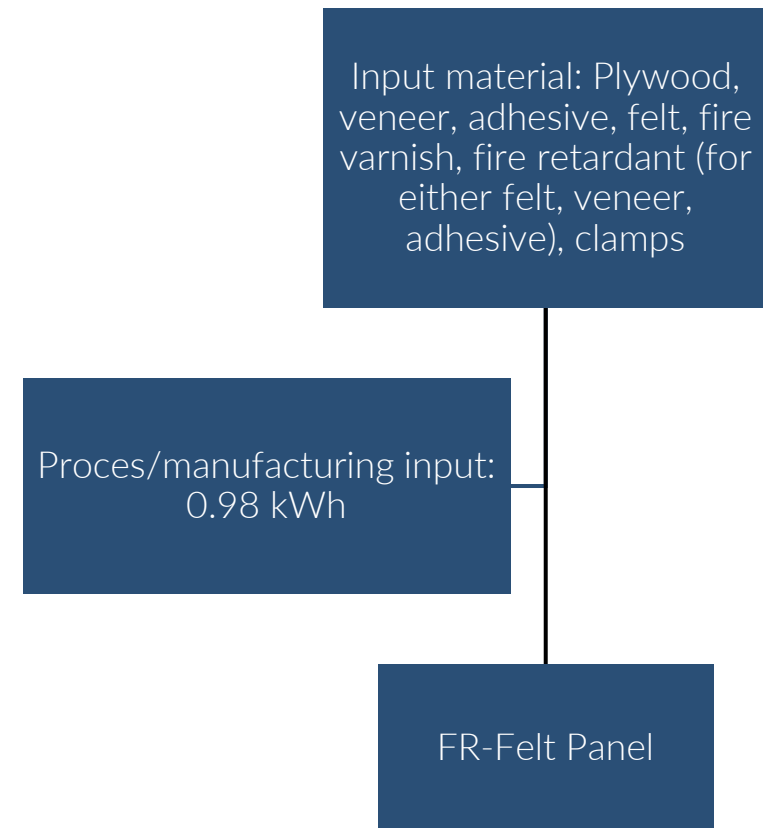


Figure 4; Flow sheet.

# Data Collection and Procedures

Contacts that have supplied the data input are listed in table 3.

Owner	Fog og Venø A/S
Name	Anders Dahlgaard
E-mail	<a href="mailto:ad@fog-veno.com">ad@fog-veno.com</a>
Phone	+ 45 8877 8370 / +45 8110 1412
Position	Product Development & Sales Projects
Data	Raw material data

Table 3; Data provider.

# Data Collection and Procedures

The data collected and procedures used for analysing stages (A1-A3, C1-C4+D) is presented in the following.

In order to look into module A1 relevant suppliers of Fog og Venø A/S raw materials were requested to send LCA related product information for this assessment. In case such information was available, the suppliers delivered this data in the shape of an EPD, safety data sheets, certification, other written information or energy

documentation. Based on this information, representative background data have been selected.

For FR-Felt Panel, the manufacturing is estimated from information in table 4, provided by Fog og Venø A/S. It shows the amount of raw material used for 1.49 m<sup>2</sup> of FR-Felt Panel.

Raw material	FR-Felt Panel / 1.49 m <sup>2</sup> [kg]
Plywood	8.25
Veneer	0.91
Adhesive	0.10
Felt	1.93
Fire varnish	0.03
Fire retardant (felt)	0.59
Clamps	0.15
Fire retardant (veneer)	0.04
Fire retardant (adhesive)	0.07

Table 4; Bill of Material for making 1.49 m<sup>2</sup> of FR-Felt Panel, for 2022.

# Data Collection and Procedures

References used for raw material in module A1 is listed in table 5 (part 1, 2 and 3).

The references are from Ecoinvent, as can be seen in table 5. For the felt, an EPD has been used as reference [8].

Material	Database	LCI database reference	Place
Plywood	Ecoinvent v3.8	plywood production   wood chips, dry, measured as dry mass   Cutoff, U	Europe
Veneer	Ecoinvent v3.8	market for sawlog and veneer log, hardwood, measured as solid wood under bark   sawlog and veneer log, hardwood, measured as solid wood under bark   Cutoff, U	Europe without Switzerland
1,2-ethandiole (adhesive)	Ecoinvent v3.8	ethylene glycol production   ethylene glycol   Cutoff, U	Europe
Formaldehyde (adhesive)	Ecoinvent v3.8	market for formaldehyde   formaldehyde   Cutoff, U	Europe
Methanol (adhesive)	Ecoinvent v3.8	market for methanol   methanol   Cutoff, U	Global
Felt	EPD [8]	-	-

Table 5; Reference for raw material, part 1.

# Data Collection and Procedures

References used for raw material in module A1 is listed in table 5 (part 1, 2 and 3).

The references are from Ecoinvent, as can be seen in table 5. For the felt, an EPD has been used as reference [8].

Material	Database	LCI database reference	Place
Butyl acetate (fire varnish)	Ecoinvent v3.8	market for butyl acetate   butyl acetate   Cutoff, U	Europe
Ethanol (fire varnish)	Ecoinvent v3.8	market for ethanol, without water, in 99.7% solution state, from ethylene   ethanol, without water, in 99.7% solution state, from ethylene   Cutoff, U	Europe
Ethyl acetate (fire varnish)	Ecoinvent v3.8	market for ethyl acetate   ethyl acetate   Cutoff, U	Global
Isobutylated urea, polymer with formaldehyde (fire varnish)	Ecoinvent v3.8	market for isobutyl acetate   isobutyl acetate   Cutoff, U	Global
Propane-2-ol (fire varnish)	Ecoinvent v3.8	market for isopropanol   isopropanol   Cutoff, U	Rest-of-World
BYK 359 (fire retardant, veneer and felt)	Ecoinvent v3.8	acrylic acid production   acrylic acid   Cutoff, U	Rest-of-World

Table 5; Reference for raw material, part 2.

# Data Collection and Procedures

References used for raw material in module A1 is listed in table 5 (part 1, 2 and 3). The references are from Ecoinvent, as can be seen in table 5. For the felt, an EPD has been used as reference [8].

Material	Database	LCI database reference	Place
Hydrochloric acid 30% (fire retardant, veneer and felt)	Ecoinvent v3.8	market for hydrochloric acid, without water, in 30% solution state   hydrochloric acid, without water, in 30% solution state   Cutoff, U	Europe
Tripotassium citrate (fire retardant, veneer and felt)	Ecoinvent v3.8	market for chemical, organic   chemical, organic   Cutoff, U	Global
Water (fire retardant, veneer and felt)	Ecoinvent v3.8	market group for tap water   tap water   Cutoff, U	Europe
Clamps	Ecoinvent v3.8	metal working, average for metal product manufacturing   metal working, average for metal product manufacturing   Cutoff, U	Europe
Aluminum hydroxide (fire retardant adhesive)	Ecoinvent v3.8	market for aluminium hydroxide   aluminium hydroxide   Cutoff, U	Global
Silicon dioxide (fire retardant adhesive)	Ecoinvent v3.8	market for activated silica   activated silica   Cutoff, U	Global

Table 5; Reference for raw material, part 3.

# Data Collection and Procedures

All relevant transport to the Fog og Venø A/S manufacturing site have been included in this study for A2. The references for the transport are according to EN15804+A2:2019. The LCA database references calculate with an average load factor of 50%, in other words fully loaded transport towards the customer with empty returns. The transport of raw materials to Fog og Venø A/S have been by truck from Europe. The transport distances are calculated from the location of the supplier to the Fog og Venø A/S manufacturing site in Denmark. Transport distances has been provided by Fog og Venø A/S.

The impacts have been calculated using Ecoinvent references for freight per truck based on material used for 1.49 m<sup>2</sup> of the final product.

Please see suppliers and delivery distances in table 6. The input data reference can be seen in table 7.

# Data Collection and Procedures

The plywood has been treated with the fire retardant before being transported to Fog og Venø A/S.

Country	Factory to factory – Truck [km]	Raw material	Supplier
Sweden	557	Felt	CE Produkter AB
Denmark	98.5	Fire retardant (felt)	Eco Kemi
Denmark	32.3	Plywood	Vesterby Træteknik
Denmark	86.1	Veneer	Alpi finer (Sommer-Savex a/s)
Denmark	306	Clamps	BeA Danmark
Sweden	953	Adhesive	Vesterby Træteknik
Sweden	953	Fire varnish	Akzonobbel
Denmark	92.6	Fire retardant (veneer and adhesive)	Eco Kemi
Denmark	44	Plywood assembled with treated veneer (fire retardant and fire varnish)	MEGA Overfladeteknik

Table 6; Transport of raw material from supplier country.

# Data Collection and Procedures

Reference used for transport in module A2 is listed in table 7. The reference is from the Ecoinvent 3.8 database.

Transport	Database	LCI database reference	Place
Truck	Ecoinvent v3.8	market for transport, freight, lorry, unspecified   transport, freight, lorry, unspecified   Cutoff, U	Europe

Table 7; References for transport.

# Data Collection and Procedures

Relevant processes in the production phase A3 have been included in this study.

The manufacturing information obtained from Fog og Venø A/S describes the processes when making the FR-Felt Panel. The resource used, electricity, is based on the estimated yearly consumption for the production site. From the available data assumptions on the resources used for making 1.49 m<sup>2</sup> of FR-Felt Panel have then been made. The resource and impact used for analysing the A3 can be seen in table 8.

# Data Collection and Procedures

Data concerning the manufacturing resources, A3, have been provided by Fog og Venø A/S. The data represented in table 8 shows the amount of resources used for 1.49 m<sup>2</sup> of FR-Felt Panel, which the further analysis is based upon.

Resource	FR-Felt Panel / 1.49 m <sup>2</sup>
Electricity	0.98 kWh

Table 8; Resources used during the manufacturing process.

# Data Collection and Procedures

References used for the manufacturing in production in module A3 is listed in table 9.

Type	Database	LCI database reference	Place
Electricity	Ecoinvent v3.8	market group for electricity, medium voltage   electricity, medium voltage   Cutoff, U	European Network of Transmission Systems Operators for Electricity

Table 9; Reference for manufacturing.

# Data Collection and Procedures

The amount of production waste assumed to be minimum since felt is delivered in precise measurement which means there is no cutting waste. Plywood is only sawn into lamellas, so the only production waste is sawdust.

Production losses have not been included in this study due to lack of data.

# Data Collection and Procedures

Data concerning the demolition, transport to waste treatment, waste treatment, stages C1-C4, are based on best guess. It has not been possible to obtain specific data since it is based on who and how the product is being dismantled and disposed of. The best guess is based on assumptions on how the product primarily will be dismantled and disposed of. It is also assumed that the average distance to a waste treatment facility in Denmark will be 50 km for most consumers. The data represented in table 10 shows the estimated resource use for 1.49 m<sup>2</sup> of FR-Felt Panel.

For the demolition it is estimated to approximately 10 min use of a power tool.

Resource	
Demolition, electricity	0.05 kWh
Transport to waste treatment, truck	0.60 tkm
Waste treatment, incineration wood	0.46 kg
Waste treatment, incineration non-wood	0.40 kg

Table 10; Data for demolition, transport to waste treatment, waste treatment.

# Data Collection and Procedures

References used for demolition, transport to waste treatment, waste treatment in module C1-C4 is listed in table 11.

Type	Database	LCI database reference	Place
Demolition, electricity	Ecoinvent v3.8	market group for electricity, low voltage   electricity, low voltage   Cutoff, U	Europe without Switzerland
Transport to waste treatment, truck	Ecoinvent v3.8	market for transport, freight, lorry, unspecified   transport, freight, lorry, unspecified   Cutoff, U	Europe
Waste treatment, incineration wood	Nationale Milieudatabase v3.3 (Dutch)	0263-avC&Verbranden hout, verontreinigd (13,99 MJ/kg) (o.b.v. Waste building wood, chrome preserved {CH}  treatment of, municipal incineration   Cut-off, U)	Netherlands
Waste treatment, incineration non-wood	Ecoinvent v3.6, Cut-off	treatment of municipal solid waste, incineration   municipal solid waste   Cutoff, U	Denmark

Table 11; Reference for demolition, transport to waste treatment, waste treatment.

# Data Collection and Procedures

Data concerning the reuse, stage D, is based on assumptions. It has not been possible to obtain specific data since it is based on who and how the product is being reused, however, the assumption is made based on the most like way of reusing the product. Here it is assumed that the product is being reused or incinerated. The data represented in table 12 shows the resources used for reusing the product.

Resource	FR-Felt Panel / 1.49 m2
Incineration wood	0.46 kg
Incineration non-wood	0.40 kg
Reuse wood	8.70 kg
Reuse non-wood	1.93 kg

Table 12; Data for reuse.

# Data Collection and Procedures

Reference used for energy recovery is listed in table 13.

Type	Database	LCI database reference	Place
Incineration wood	Nationale Milieudatabase v3.1 (Dutch)	0268-avD&Vermeden energieproductie AVI, o.b.v. HERNIEUWBARE grondstoffen, 18% elektrisch en 31% thermisch (per MJ LHV)	Netherlands
Incineration non-wood	Nationale Milieudatabase v3.1 (Dutch)	0267-avD&Vermeden energieproductie AVI, o.b.v. FOSSIELE grondstoffen, 18% elektrisch en 31% thermisch (per MJ LHV)	Netherlands
Reuse wood	Nationale Milieudatabase v3.5 (Dutch)	0284-reC&Verspanen hout (o.b.v. Wood chipping, industrial residual wood, stationary electric chipper {GLO}  market for   Cut-off, U)	Netherlands
Reuse non-wood	Nationale Milieudatabase v3.5 (Dutch)	0286-reC&verwerking kunststof voor recycling (o.b.v. Waste polyethylene, for recycling, sorted {Europe without Switzerland}  treatment of waste polyethylene, for recycling, unsorted, sorting   Cut-off, U)	Netherlands

Table 13; Reference for reuse.

# Product Result

In this part, from page 38 to 49 the results for the product are presented.

For the product there is first a presentation of the GWP impact divided into the phases A1-A3, C1-C4 + D. Hereafter is each product impact categories presented. The result section also includes 3 tables (1.1-1.3) showing the data of the estimated results.

# FR-Felt Panel

From page 39 – 52 the results, interpretation and sensitivity analysis for FR-Felt Panel are presented.

Graph 1.1: CO <sub>2</sub> eq. breakdown	page 39
Table 1.1: Environmental impact	page 40
Table 1.2: Ressource use	page 41
Table 1.3: Output flows and waste categories	page 42
Graph 1.2: Enviropmental Footprint Endpoint	page 43
Graph 1.3: Environmental Footprint Endpoint	page 44
Graph 1.4: Environmental Footprint Endpoint	page 45
Graph 1.5: Environmental Footprint Endpoint	page 46
Graph 1.6: Environmental Footprint Endpoint	page 47
Graph 1.7: GWP Footprint Endpoint (Raw material + processing)	page 48
Graph 1.8: Environmental Footprint Endpoint (Raw material + processing)	page 49
Interpretation	page 50
Sensitivity analysis	page 52

# Graph 1.1; CO<sub>2</sub> eq. breakdown

The CO<sub>2</sub> eq. impact breakdown for 1.49 m<sup>2</sup> acoustic panel into the phase contributors

FR-Felt Panel

---

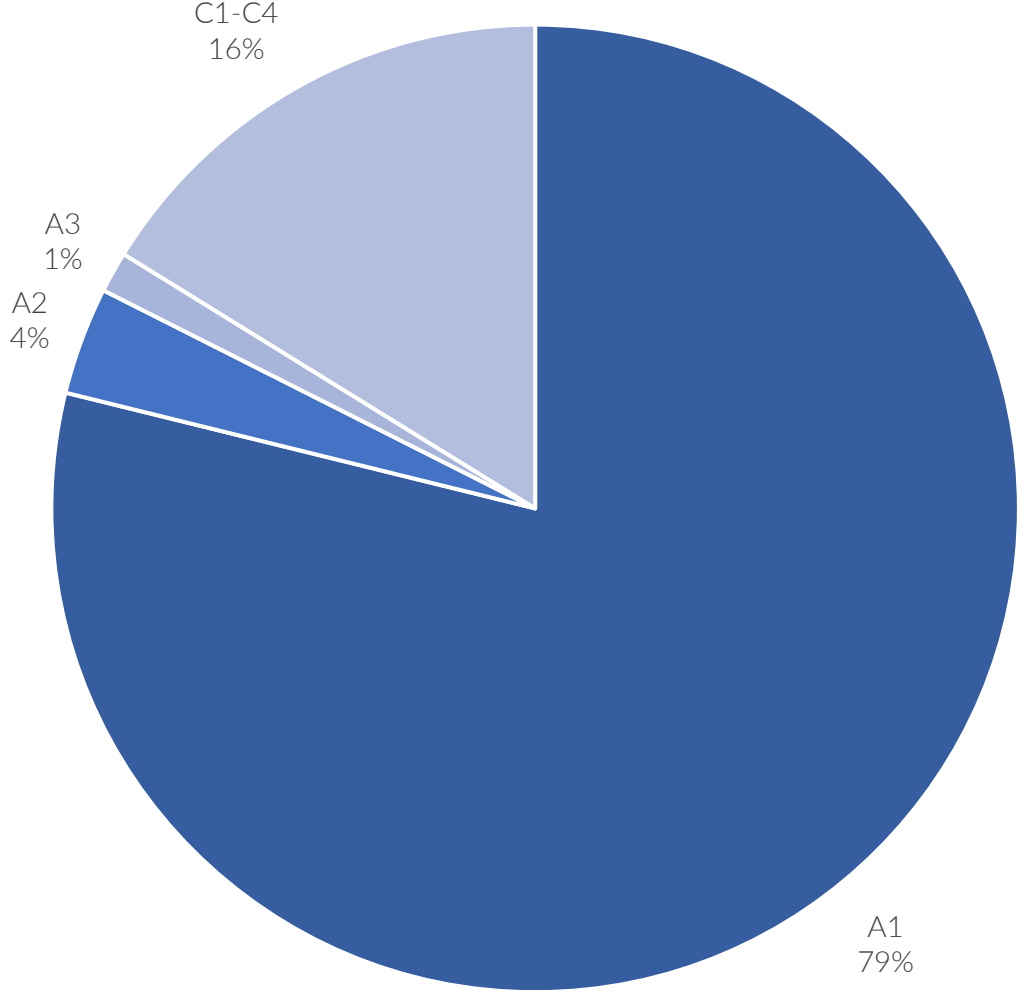


Table 1.1; Environmental impact

Parameters

- GWP-t = Climate Change [kg CO2 eq]
- GWP-f = Climate change - Fossil [kg CO2 eq]
- GWP-b = Climate Change - Biogenic [kg CO2 eq]
- GWP-luluc = Climate Change Land use & change [kg CO2 eq]
- ODP = Ozone depletion [kg CFC11 eq]
- AP = Acidization [mol H+ eq]
- EP-fw = Eutrophication, freshwater [kg P eq]
- EP-m = Eutrophication, marine [kg N eq]
- EP-T = Eutrophication, terrestrial [mol N eq]
- POCP = Photochemical ozone formation [kg NMVOC eq]
- ADP-mm = Resource use, minerals and metals [kg Sb eq]
- ADP-f = Resource use, fossils [MJ]
- WDP = Water use [m3 depriv.]
- PM = Particulate matter [disease inc.]
- IR = Ionizing radiation [kBq U-235 eq]
- ETP = Ecotoxicity, freshwater [CTUe]
- ETF-i = Ecotoxicity, freshwater - inorganics [CTUe]
- ETF-o = Ecotoxicity, freshwater - organics [CTUe]
- ETF-m = Ecotoxicity, freshwater - metals [CTUe]
- HTNC-m = Human toxicity, non-cancer - metals [CTUh]
- HTC-m = Human toxicity, cancer - metals [CTUh]
- HTC = Human toxicity, cancer [CTUh]
- HTNC = Human toxicity, non-cancer [CTUh]
- HTNC-i = Human toxicity, non-cancer - inorganics [CTUh]
- HTNC-o = Human toxicity, non-cancer - organics [CTUh]
- HTC-i = Human toxicity, cancer - inorganics [CTUh]
- HTC-o = Human toxicity, cancer - organics [CTUh]
- SQP = Land use [Pt]

FR-Felt Panel

Impact	Unit	A1	A2	A3	C1-C4	Total	D
GWP-t	kg CO2 eq.	6.15E+00	2.80E-01	1.06E-01	1.26E+00	7.79E+00	8.13E-01
GWP-f	kg CO2 eq.	7.04E+00	2.80E-01	1.02E-01	2.97E-01	7.72E+00	8.15E-01
GWP-b	kg CO2 eq.	-9.07E-01	2.74E-04	3.73E-03	9.65E-01	6.20E-02	-2.22E-03
GWP-luluc	kg CO2 eq.	7.10E-03	1.14E-04	2.55E-04	4.96E-05	7.51E-03	5.97E-04
ODP	kg CFC11 eq.	8.46E-06	6.57E-08	5.19E-09	2.11E-08	8.56E-06	5.47E-08
AP	mol H+ eq.	5.32E-02	1.59E-03	5.27E-04	7.48E-04	5.60E-02	2.58E-03
EP-fw	kg P eq.	1.08E-03	2.06E-06	1.15E-05	1.47E-06	1.10E-03	1.87E-05
EP-m	kg N eq.	8.08E-03	5.71E-04	6.76E-05	2.85E-04	9.01E-03	6.45E-04
EP-t	mol N eq.	8.76E-02	6.28E-03	7.82E-04	3.14E-03	9.78E-02	7.00E-03
POCP	kg NMVOC eq.	3.22E-02	1.80E-03	2.14E-04	8.57E-04	3.50E-02	2.25E-03
ADP-mm	kg Sb eq.	2.34E-04	9.38E-07	2.48E-07	4.59E-07	2.36E-04	9.08E-06
ADP-f	MJ	1.12E+02	4.31E+00	2.17E+00	1.51E+00	1.20E+02	8.34E+00
WDP	m3 depriv.	3.51E+00	1.42E-02	2.42E-02	3.37E-02	3.58E+00	1.55E-01
PM	disease inc.	4.82E-07	3.09E-08	1.41E-09	1.11E-08	5.25E-07	4.53E-08
IR	kBq U235 eq.	4.17E-01	1.87E-02	1.98E-02	6.78E-03	4.62E-01	2.93E-02
ETF	CTUe	2.41E+02	3.41E+00	1.09E+00	2.21E+00	2.48E+02	9.15E+00
ETF-i	CTUe	2.52E+01	9.06E-01	5.88E-02	1.08E+00	2.73E+01	1.58E+00
ETF-m	CTUe	1.51E+02	2.25E+00	1.03E+00	1.05E+00	1.55E+02	7.36E+00
ETF-o	CTUe	1.47E+00	2.59E-01	5.71E-03	7.81E-02	1.81E+00	2.08E-01
HTC	CTUh	1.07E-08	1.36E-10	2.92E-11	1.88E-09	1.27E-08	7.90E-10
HTC-i	CTUh	0.00E+00	0.00E+00	0.00E+00	0.00E+00	0.00E+00	0.00E+00
HTC-m	CTUh	7.41E-09	5.71E-11	1.99E-11	1.72E-09	9.21E-09	4.81E-10
HTC-o	CTUh	1.11E-09	7.90E-11	9.32E-12	1.56E-10	1.36E-09	3.09E-10
HTNC	CTUh	2.50E-07	3.93E-09	9.48E-10	3.81E-09	2.58E-07	1.15E-08
HTNC-i	CTUh	1.98E-08	7.70E-10	9.38E-11	5.47E-10	2.12E-08	1.80E-09
HTNC-m	CTUh	1.93E-07	2.71E-09	8.46E-10	3.13E-09	1.99E-07	9.42E-09
HTNC-o	CTUh	6.02E-09	4.63E-10	1.52E-11	1.42E-10	6.64E-09	3.11E-10
SQP	Pt	9.45E+01	3.68E+00	3.34E-01	1.12E+00	9.96E+01	5.91E+00

Table 1.2; Ressource use

Parameters

PERE = Use of renewable primary energy excluding renewable primary energy resources used as raw materials [MJ];

PERM = Use of renewable primary energy resources used as raw materials [MJ];

PERT = Total use of renewable primary energy resources [MJ];

PENRE = Use of non-renewable primary energy excluding non-renewable primary energy resources used as raw materials [MJ];

PENRM = Use of non-renewable primary energy resources used as raw materials [MJ];

PENRT = Total use of non-renewable primary energy resources [MJ];

PET = Total energy [MJ];

SM = Use of secondary material [kg];

RSF = Use of renewable secondary fuels [MJ];

NRSF = Use of non-renewable secondary fuels [MJ];

FW = Use of net fresh water [m3]

Impact	Unit	A1	A2	A3	C1-C4	Total		D
PERE	MJ	-1.74E+00	0.00E+00	0.00E+00	0.00E+00	-1.74E+00		0.00E+00
PERM	MJ	5.03E+00	0.00E+00	0.00E+00	0.00E+00	5.03E+00		0.00E+00
PERT	MJ	1.87E+01	6.19E-02	4.16E-01	4.72E-02	1.92E+01		4.72E-02
PENRE	MJ	2.96E+01	0.00E+00	0.00E+00	0.00E+00	2.96E+01		0.00E+00
PENRM	MJ	3.89E+01	0.00E+00	0.00E+00	0.00E+00	3.89E+01		0.00E+00
PENRT	MJ	1.20E+02	4.58E+00	2.28E+00	1.60E+00	1.28E+02		8.87E+00
PET	MJ	6.67E+01	4.64E+00	2.69E+00	1.65E+00	7.56E+01		8.91E+00
SM	kg	0.00E+00	0.00E+00	0.00E+00	0.00E+00	0.00E+00		0.00E+00
RSF	MJ	0.00E+00	0.00E+00	0.00E+00	0.00E+00	0.00E+00		0.00E+00
NRSF	MJ	0.00E+00	0.00E+00	0.00E+00	0.00E+00	0.00E+00		0.00E+00
FW	m3	5.06E-02	5.14E-04	1.97E-03	9.33E-04	5.40E-02		4.74E-03

FR-Felt Panel

---

Table 1.3; Output flows and waste categories

Parameters

HWD = Hazardous waste disposed [kg]

NHWD = Non-hazardous waste disposed [kg]

RWD = Radioactive waste disposed [kg]

CRU = Components for re-use [kg]

MFR = Materials for recycling [kg]

MER = Materials for energy recovery [kg]

EET = Exported energy thermic [MJ]

EEE = Exported energy electric [MJ]

Impact	Unit	A1	A2	A3	C1-C4	Total		D
HWD	kg	1.07E-04	1.10E-05	7.70E-07	3.89E-06	1.22E-04		1.05E-05
NHWD	kg	1.33E+00	2.88E-01	7.26E-03	1.08E-01	1.74E+00		2.12E-01
RWD	kg	1.10E-04	2.91E-05	1.62E-05	9.67E-06	1.65E-04		3.29E-05
CRU	kg	0.00E+00	0.00E+00	0.00E+00	0.00E+00	0.00E+00		0.00E+00
MFR	kg	0.00E+00	0.00E+00	0.00E+00	0.00E+00	0.00E+00		0.00E+00
MER	kg	0.00E+00	0.00E+00	0.00E+00	0.00E+00	0.00E+00		0.00E+00
EET	MJ	0.00E+00	0.00E+00	0.00E+00	0.00E+00	0.00E+00		0.00E+00
EEE	MJ	0.00E+00	0.00E+00	0.00E+00	0.00E+00	0.00E+00		0.00E+00

FR-Felt Panel

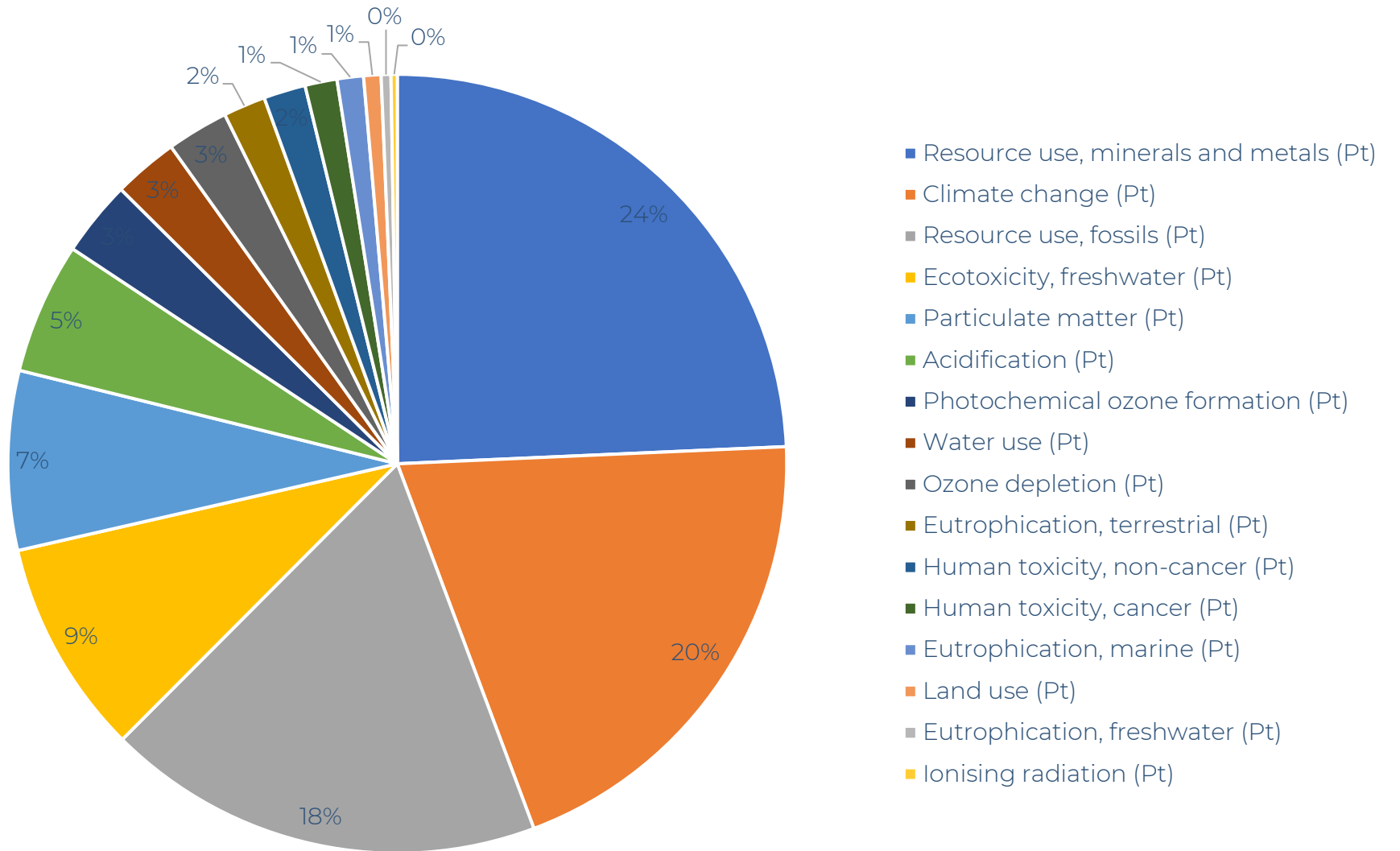
---

Graph 1.2; Environmental Footprint Endpoint (A1-A3 + C1-C4)

Environmental Footprint endpoint, singlescore per category

### FR-Felt Panel

The environmental footprint endpoint shows the contribution of each environmental impact category to the total environmental impact.

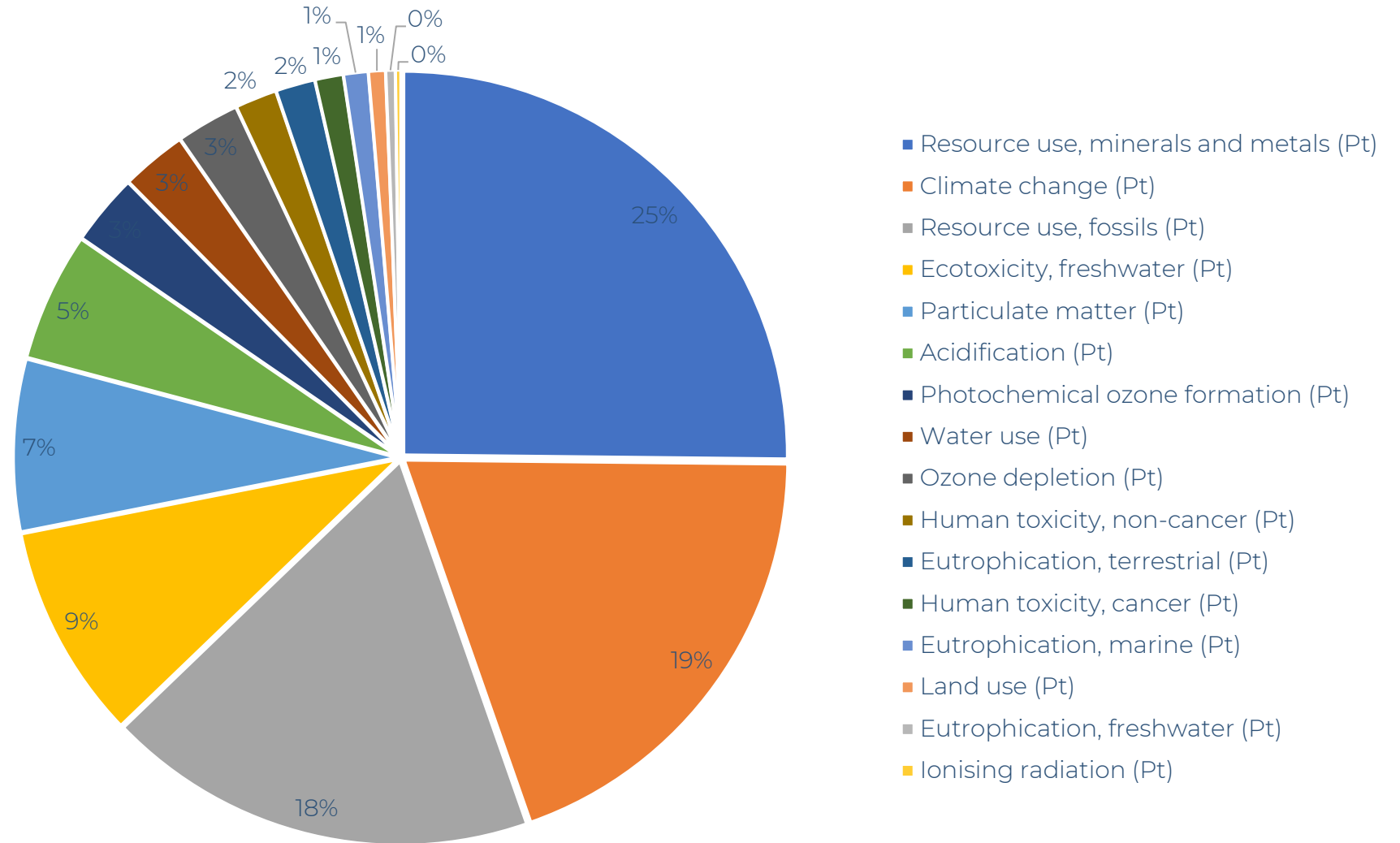


Graph 1.3; Environmental Footprint Endpoint (A1)

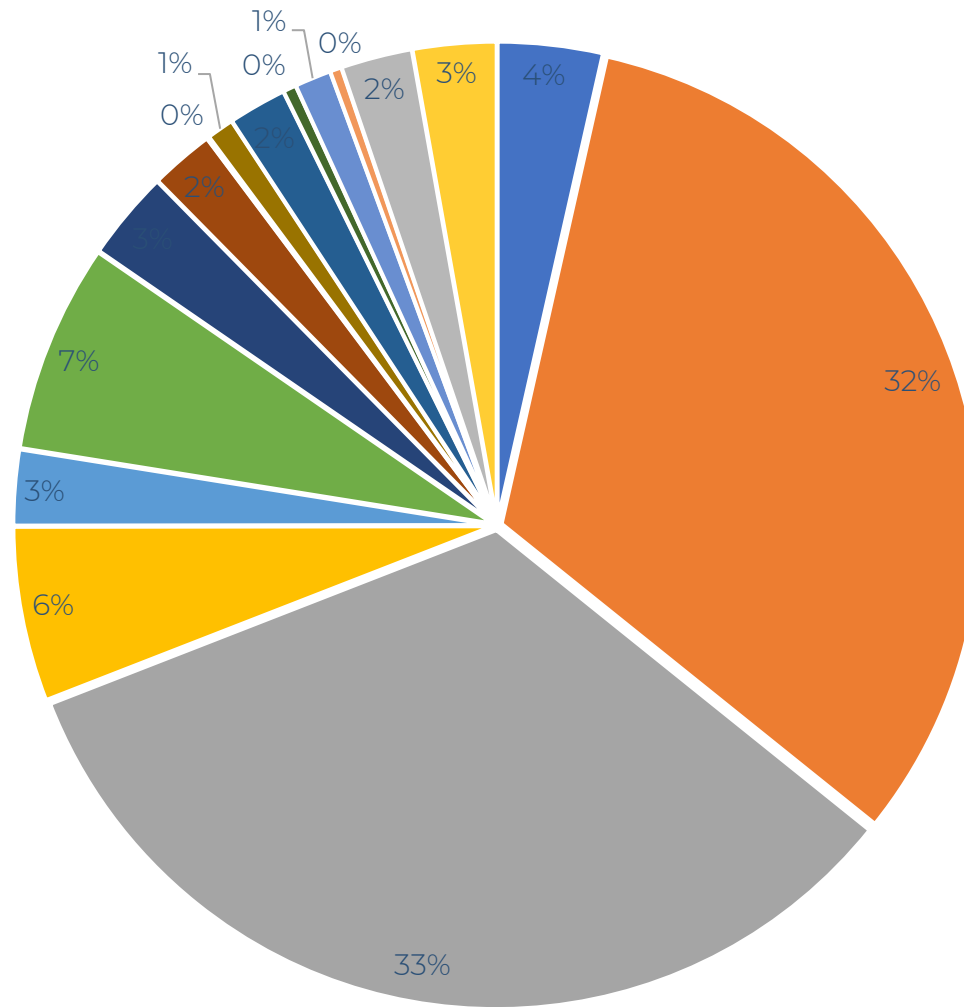
Environmental Footprint endpoint, singlescore per category

### FR-Felt Panel

*The environmental footprint endpoint shows the contribution of each environmental impact category to the total environmental impact.*



Graph 1.4; Environmental Footprint Endpoint (A3)  
 Environmental Footprint endpoint, single score per category

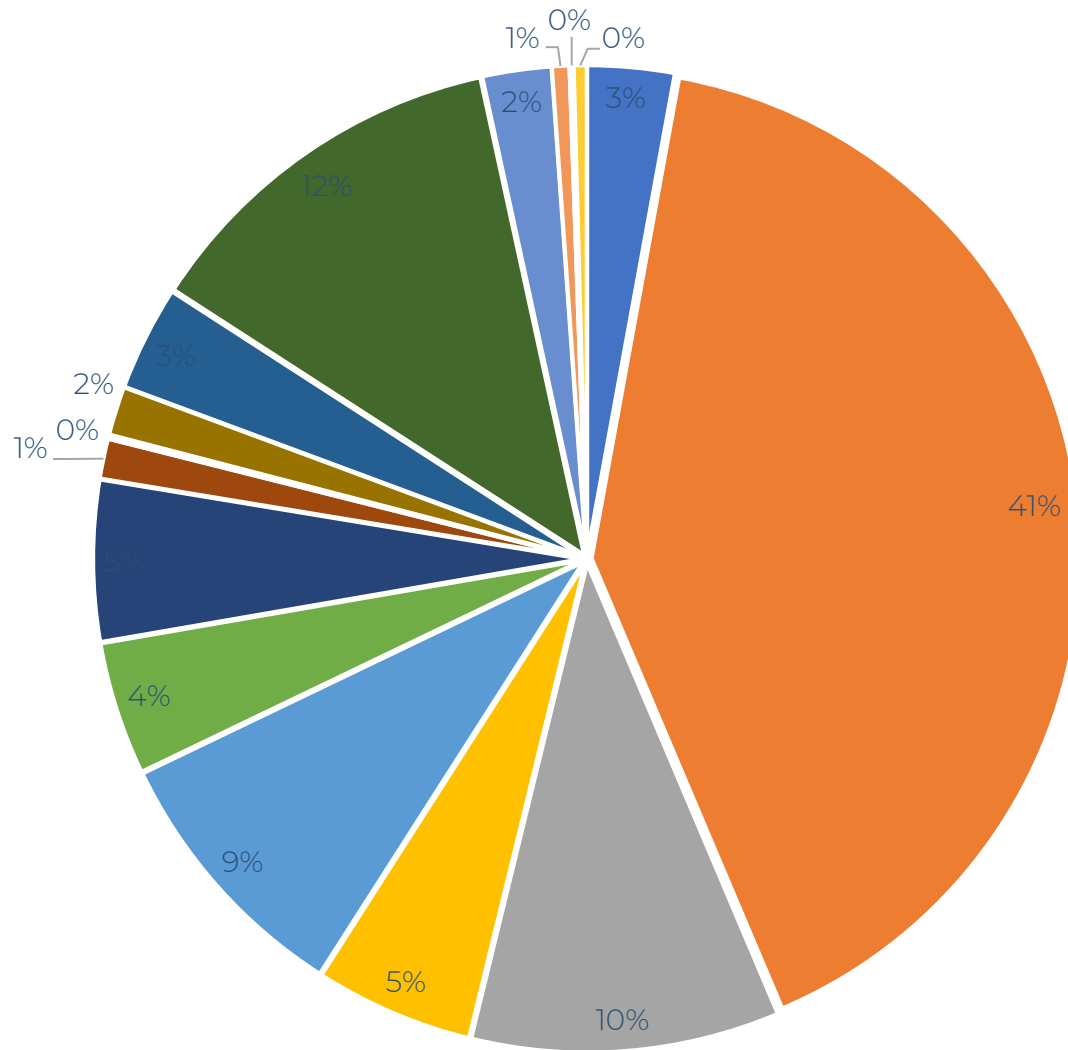


- Resource use, minerals and metals (Pt)
- Climate change (Pt)
- Resource use, fossils (Pt)
- Ecotoxicity, freshwater (Pt)
- Particulate matter (Pt)
- Acidification (Pt)
- Photochemical ozone formation (Pt)
- Water use (Pt)
- Ozone depletion (Pt)
- Human toxicity, non-cancer (Pt)
- Eutrophication, terrestrial (Pt)
- Human toxicity, cancer (Pt)
- Eutrophication, marine (Pt)
- Land use (Pt)
- Eutrophication, freshwater (Pt)
- Ionising radiation (Pt)

## FR-Felt Panel

*The environmental footprint endpoint shows the contribution of each environmental impact category to the total environmental impact.*

Graph 1.5; Environmental Footprint Endpoint (C1-C4)  
 Environmental Footprint endpoint, single score per category



- Resource use, minerals and metals (Pt)
- Climate change (Pt)
- Resource use, fossils (Pt)
- Ecotoxicity, freshwater (Pt)
- Particulate matter (Pt)
- Acidification (Pt)
- Photochemical ozone formation (Pt)
- Water use (Pt)
- Ozone depletion (Pt)
- Human toxicity, non-cancer (Pt)
- Eutrophication, terrestrial (Pt)
- Human toxicity, cancer (Pt)
- Eutrophication, marine (Pt)
- Land use (Pt)
- Eutrophication, freshwater (Pt)
- Ionising radiation (Pt)

## FR-Felt Panel

The environmental footprint endpoint shows the contribution of each environmental impact category to the total environmental impact.

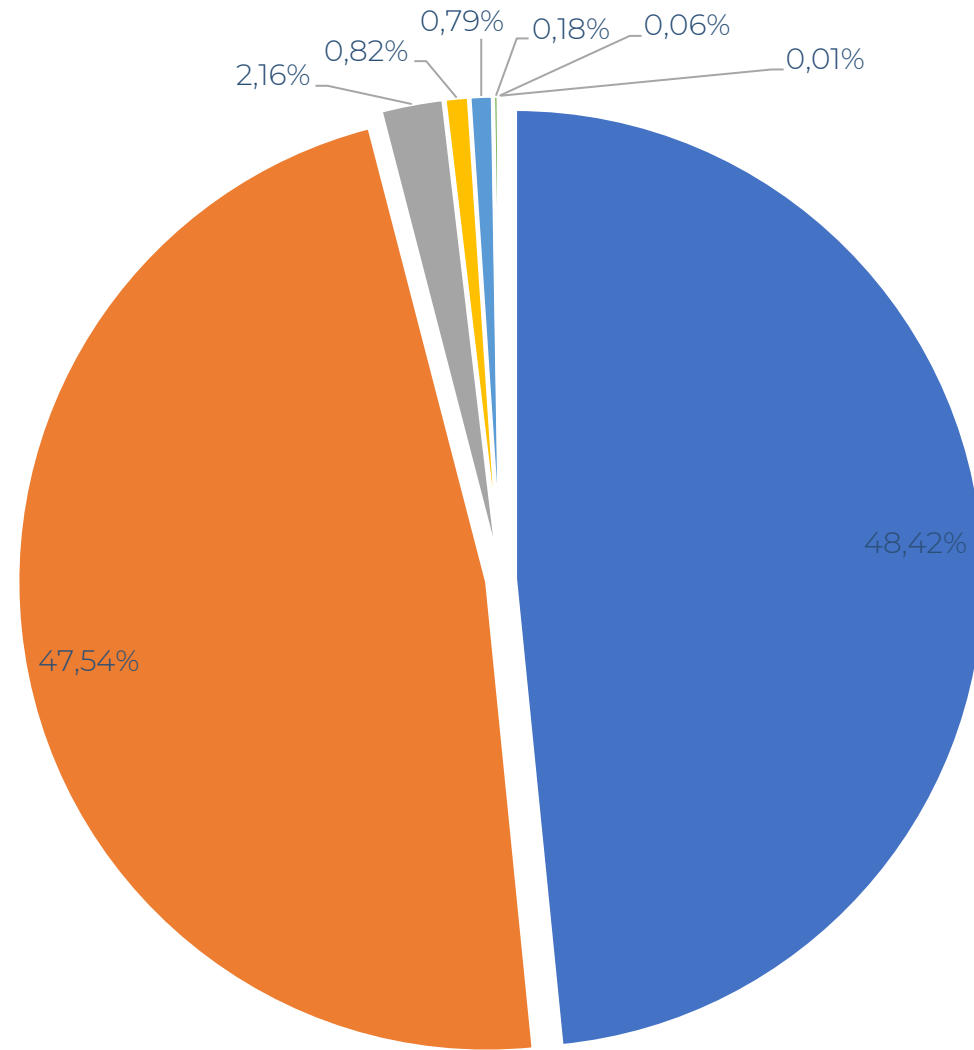
Graph 1.6; GWP footprint  
Endpoint (Raw material +  
processing)

CO<sub>2eq.</sub> footprint  
endpoint, GWP per  
raw material  
+processing

## FR-Felt Panel

*The environmental footprint endpoint shows the contribution of each environmental impact category to the total environmental impact.*

- Fire retarent
- Filt
- Metal clamps
- FR coating
- A3 proces
- Veneer
- Glue
- Plywood



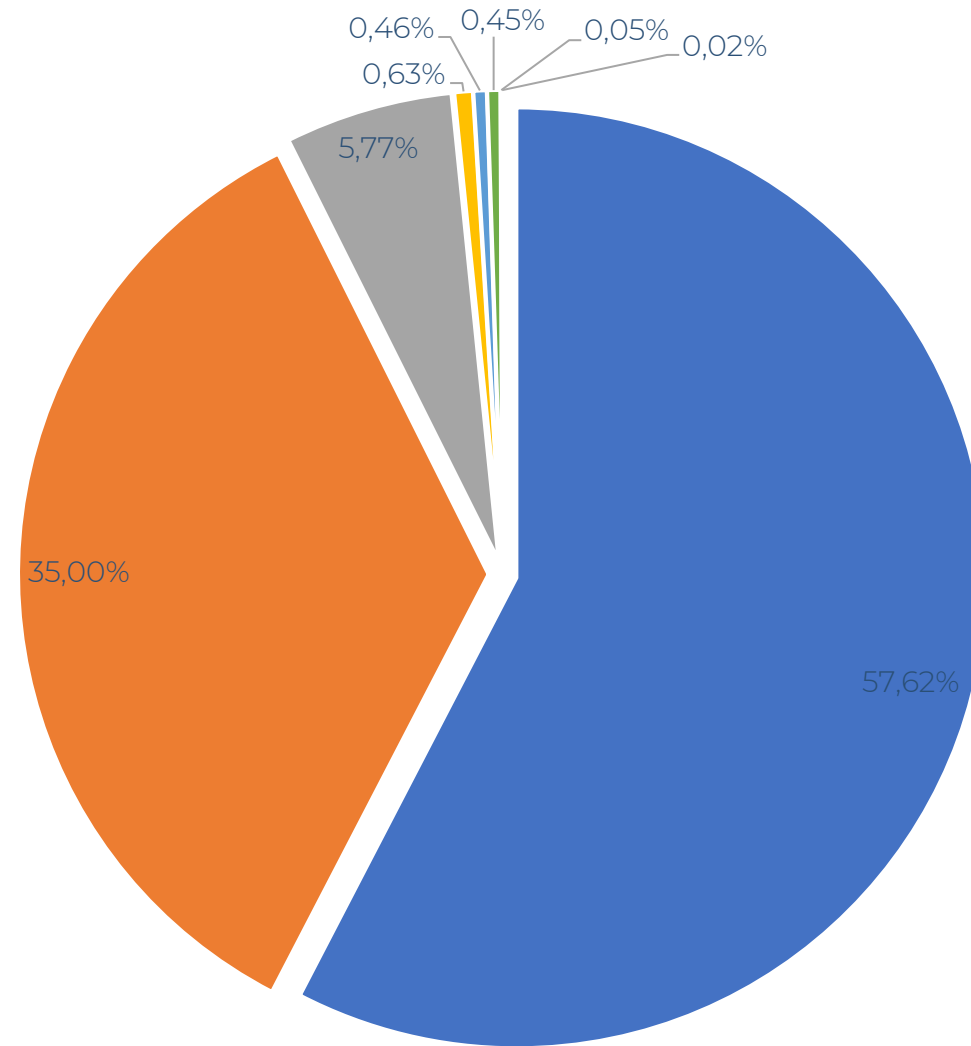
Graph 1.7; Environmental Footprint Endpoint (Raw material + processing)

Environmental Footprint endpoint, singlescore per raw material +processing

### FR-Felt Panel

The environmental footprint endpoint shows the contribution of each environmental impact category to the total environmental impact.

- Fire retarent
- Filt
- Metal clamps
- FR coating
- Veneer
- A3 proces
- Glue
- Plywood



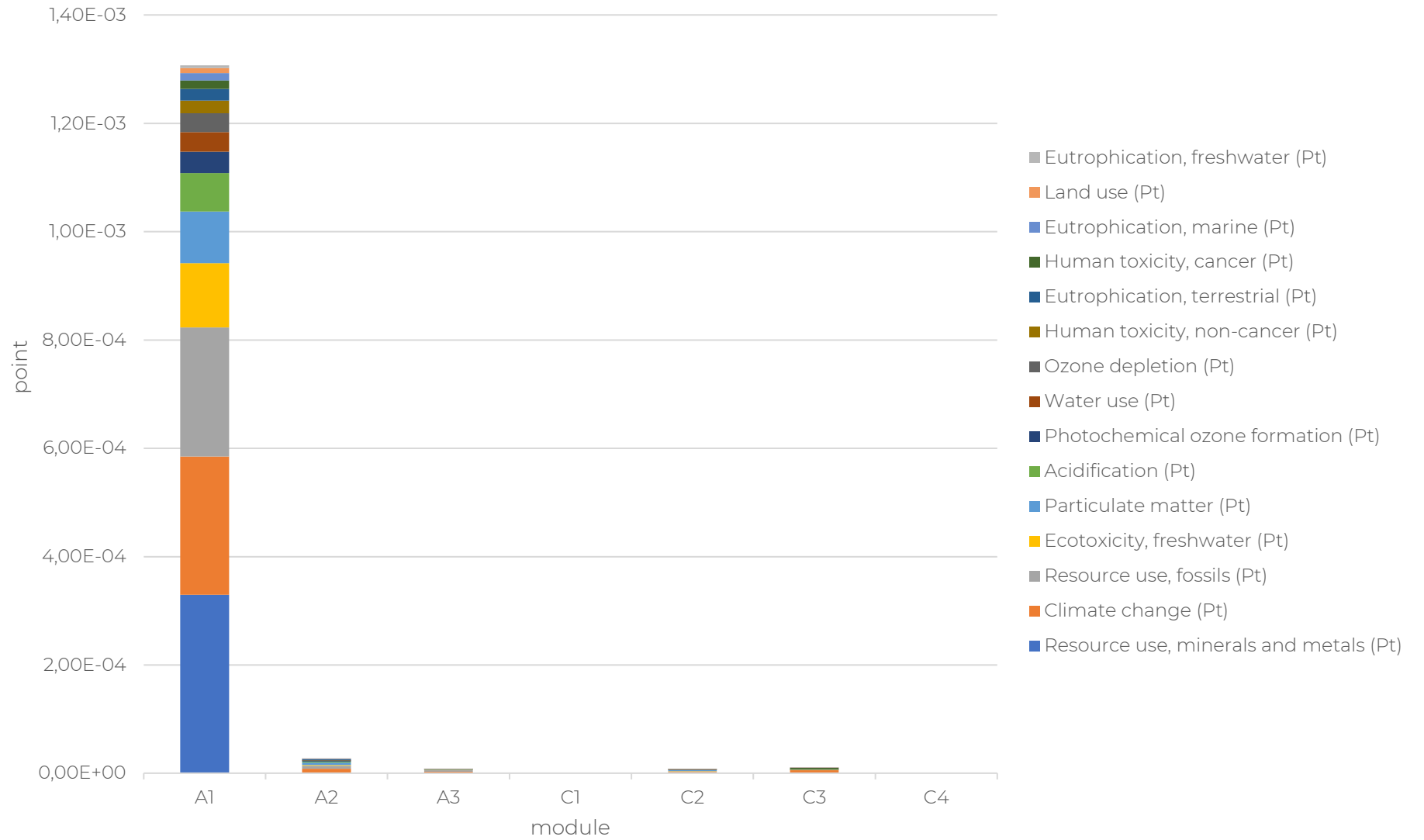
# Graph 1.8, Environmental Footprint Endpoint

(A1-A3+C1+C4)

## Environmental Footprint endpoint, singlescore

### FR-Felt Panel

Share of environmental impact per impact category



# Interpretation

In this chapter the results of the LCA calculations of the product are highlighted and discussed.

The environmental profile consists of 15 environment impact categories, 11 resources use and 8 output flows and waste categories. The impact categories can be expressed using a common unit [5].

This is done since the impacts of the emissions are similar, but the type of emission varies a great deal. In order to unite the various emissions, they have been collected into impact categories [5]. The data of the impact categories are presented on pages 39-49.

The values of the impact categories are calculated in the following manner: all environmental emissions from the inventory are multiplied by the

characterization factors from the CML-VLCA impact assessment method, after which these values are added up to provide the total environmental impact per impact category. These LCA results are relative expressions and do not predict impacts on category endpoints, the exceeding of thresholds, safety margins or risks.

The LCA profile of the product is presented in the previous section.

# Interpretation

The total environmental impact, GWP-t, has been estimated to 7.79E+00 kg CO2 eq.

## Dominant phase of the lifecycle

The environmental impact, of the product in a lifecycle perspective, comes mainly from A1 with 79 %.

## Dominant single component

The felt and the fire retardants are the two biggest contributors to the GWP. The typical GWP impact of A1 is approx. 79 % of the total GWP, seen in graph 1.1. Of A1, the felt and the fire retardants contributes with more than 47.54 % and 48.42 % respectively. Please see graph 1.6.



# Sensitivity Analysis

Based on the analysis results it can be seen that the felt has one of the biggest contributions to the total GWP.

In order to examine the impact of the felt, analysis was conducted with a change in the amount of felt used, meaning changing the amount in both phases A1 and D as well as the transportation of the felt. It is assumed that all the felt is reused.

The amount of felt was changed from 1.93 kg to 1.84 kg and 2.03 kg, respectively.

The results of the analysis can be seen in table 14.

The result for GWP is approx. 3 % change when the felt amount used is change with +-5%.

Produktnavn	GWP in end product [kg CO2 eq]	Deviation [%]
1.93 reduced with 5 % (1.84 kg)	8.38	-3
1.93 kg felt pr 12.09 kg FR-Felt Panel	8.61	-
1.93 increased with 5 % (2.03 kg)	8.83	+3

Table 14; Result of sensitivity analysis.

# Summary

This LCA report is based on data that gives the manufacture and overview of the environmental impact of the product FR-Felt Panel. The total environmental impact, GWP-t, has been estimated to 7.79E+00 kg CO2 eq.

Data has been received but not controlled and verified.

This part will be mandatory for a 3. part independent verification.

An EPD can be required for product/article that are used directly in construction work of a building.

FR-Felt Panel is part of a product/article and do not require an EPD.



# References

- [1] ISO 14040 DS/EN ISO 14040:2008 – "Environmental management – Life cycle assessment – Principles and framework".
- [2] ISO 14044 DS/EN ISO 14044:2008 – "Environmental management – Life cycle assessment – Requirements and guidelines".
- [3] ISO 14025 DS/EN ISO 14025:2010 – "Environmental labels and declarations – Type III environmental declarations – Principles and procedures".
- [4] EN 15804 DS/EN 15804 + A2:2019 - "Sustainability of construction works – Environmental product declarations – Core rules for the products category of construction products".
- [5] Ecochain 4.0.3, 2023, web <http://app.Ecochain.com>.
- [6] Fog og Venø A/S 2024, web <https://fog-veno.com/>
- [7] The Hitch Hiker's Guide to LCA: An Orientation in Life Cycle Assessment Methodology and Application, H. Baumann and A. M. Tillman, 2004
- [8] EPD: Airfelt - air Filtration, sound absorbing, thermal insulation from CE Produkter AB, EPD International AB, S-P-04908, 2022-02-29, valid until 2027-02-29

# Clarification of expressions and abbreviations used in the report

WDP – Water Deprivation Potential  
ADP – Abiotic depletion potential  
CO2 eq. – Carbon dioxide equivalents  
EPD – Environmental products Declaration  
GWP – Global Warming Potential  
ISO – International Organization for Standardization  
IPCC – Intergovernmental Panel on Climate Change  
LCA – Life Cycle Assessment  
LCI – Life Cycle Inventory Analysis  
LCIA – Life Cycle Impact Assessment  
LULUC - Land Uses and Land-use Changes  
PCR - products Category Rules  
RER – The European region  
RoW – Rest of the world  
GLO – Global  
CTUe – Comparative Toxic Unit equivalent  
CTUh – Comparative Toxic Unit for human  
NMVOC – Non-Methane Volatile Organic Compounds  
POCP – Photochemical ozone creation potential  
APOS – Allocation at the point of substitution (system model in ecoinvent)  
SQP – Potential soil quality index  
Cut-off – Allocation cut off by classification (system model in ecoinvent)

Environmental aspect - An activity that might contribute to an environmental effect, for example, "electricity usage".

Environmental effect - An outcome that might influence the environment negatively (Environmental impact), for example, "Acidification", "Eutrophication" or "Climate change".

Environmental impact - The damage to a safeguarding object (i.e., human health, ecosystems, health, and natural resources).

Life Cycle Inventory (LCI) data – Inventory of input and output flows for a products system

# Environment Impact Parameters

## **Climate change (GWP)**

This indicator refers to the increase in the average global temperatures as result of greenhouse gas (GHG) emissions. The greatest contributor is generally the combustion of fossil fuels such as coal, oil, and natural gas. The global warming potential of all GHG emissions is measured in kilogram of carbon dioxide equivalent (kg CO<sub>2</sub> eq), namely all GHG are compared to the amount of the global warming potential of 1 kg of CO<sub>2</sub>.

## **Particulate Matter (PM)**

This indicator measures the adverse impacts on human health caused by emissions of Particulate Matter (PM) and its precursors (e.g. NO<sub>x</sub>, SO<sub>2</sub>). Usually, the smaller the particles, the more dangerous they are, as they can go deeper into the lungs. The potential impact of is measured as the change in mortality due to PM emissions, expressed as disease incidence per kg of PM<sub>2.5</sub> emitted.

## **Ionising radiation (IR)**

The exposure to ionising radiation (radioactivity) can have impacts on human health. The Environmental Footprint only considers emissions under normal operating conditions (no accidents in nuclear plants are considered). The potential impact on human health of different ionising radiations is converted to the equivalent of kilobecquerels of Uranium 235 (kg U<sub>235</sub> eq).

## **Eutrophication, terrestrial (EP-t)**

Eutrophication impacts ecosystems due to substances containing nitrogen (N) or phosphorus (P). These nutrients cause a growth of algae or specific plants and limit growth in the original ecosystem. The potential impact of substances contributing to terrestrial eutrophication is converted to the equivalent of moles of nitrogen (mol N eq).

## **Eutrophication, freshwater (EP-fw)**

Eutrophication impacts ecosystems due to substances containing nitrogen (N) or phosphorus (P). If algae grows too rapidly, it can leave water without enough oxygen for fish to survive. Nitrogen emissions into the aquatic environment are caused largely by fertilizers used in agriculture, but also by combustion processes. The most significant sources of phosphorus emissions are sewage treatment plants for urban and industrial effluents and leaching from agricultural land. The potential impact of substances contributing to freshwater eutrophication is converted to the equivalent of kilograms of phosphorus (kg P eq).

### **Ozone depletion (ODP)**

The stratospheric ozone (O<sub>3</sub>) layer protects us from hazardous ultraviolet radiation (UV-B). Its depletion increases skin cancer cases in humans and damage to plants. The potential impacts of all relevant substances for ozone depletion are converted to their equivalent of kilograms of trichlorofluoromethane (also called Freon11 and R-11), hence the unit of measurement is in kilogram of CFC-11 equivalent (kg CFC-11 eq).

### **Acidification (AP)**

Acidification has contributed to a decline of coniferous forests and an increase in fish mortality. Acidification can be caused by emissions getting into the air, water and soil. The most significant sources are combustion processes in electricity, heating production, and transport. The contribution to acidification is greatest when the fuels contain a high level of sulphur. The potential impact of substances contributing to acidification is converted to the equivalent of moles of hydron (general name for a cationic form of atomic hydrogen, mol H<sup>+</sup> eq).

### **Eutrophication, marine (EP-m)**

Eutrophication impacts ecosystems due to substances containing nitrogen (N) or phosphorus (P). As a rule, the availability of one of these nutrients will be a limiting factor for growth in

the ecosystem, and if this nutrient is added, the growth of algae or specific plants will be increased. For the marine environment this will be mainly due to an increase of nitrogen (N). Nitrogen emissions are caused largely by the agricultural use of fertilizers, but also by combustion processes. The potential impact of substances contributing to marine eutrophication is converted to the equivalent of kilograms of nitrogen (kg N eq).

### **Human toxicity, non-cancer (HTNC)**

This indicator refers to potential impacts on human health caused by absorbing substances through the air, water, and soil. Direct effects of products on humans are currently not measured. The unit of measurement is Comparative Toxic Unit for humans (CTUh). This is based on a model called USEtox.

### **Photochemical ozone formation (POCP)**

Ozone (O<sub>3</sub>) on the ground (in the troposphere) is harmful: it attacks organic compounds in animals and plants, it increases the frequency of respiratory problems when photochemical smog ("summer smog") is present in cities. The potential impact of substances contributing to photochemical ozone formation is converted into the equivalent of kilograms of Non-Methane Volatile Organic Compounds (e.g. alcohols, aromatics, etc.; kg NMVOC eq).

#### **Ressource use, fossils (ADP-f)**

The earth contains a finite amount of nonrenewable resources, such as fossil fuels like coal, oil and gas. The basic idea behind this impact category is that extracting resources today will force future generations to extract less or different resources. For example, the depletion of fossil fuels may lead to the non-availability of fossil fuels for future generations. The amount of materials contributing to resource use, fossils, are converted into MJ.

#### **Ecotoxicity, freshwater (ETF)**

This indicator refers to potential toxic impacts on an ecosystem, which may damage individual species as well as the functioning of the ecosystem. Some substances have a tendency to accumulate in living organisms. The unit of measurement is Comparative Toxic Unit for ecosystems (CTUe). This is based on a model called USEtox.

#### **Human toxicity, cancer (HTC)**

This indicator refers to potential impacts on human health caused by absorbing substances through the air, water and soil. Direct effects of products on humans are currently not measured. The unit of measurement is Comparative Toxic Unit for humans (CTUh). This is based on a model called USEtox.

#### **Water use (WDP)**

The withdrawal of water from lakes, rivers or groundwater can contribute to the 'depletion' of available water. The impact category considers the availability or scarcity of water in the regions where the activity takes place, if this information is known. The potential impact is expressed in cubic metres (m<sup>3</sup>) of water use related to the local scarcity of water.

#### **Land Use (SQP)**

Use and transformation of land for agriculture, roads, housing, mining or other purposes. The impacts can vary and include loss of species, of the organic matter content of soil, or loss of the soil itself (erosion). This is a composite indicator measuring impacts on four soil properties (biotic production, erosion resistance, groundwater regeneration and mechanical Filtration), expressed in points (Pts).

#### **Resource use, minerals and metals (ADP-mm)**

The basic idea behind this impact category is the same as the one behind the impact category resource use, fossils (namely, extracting a high concentration of resources today will force future generations to extract lower concentration or lower value resources). The amount of materials contributing to resource depletion are converted into equivalents of kilograms of antimony (kg Sb eq).

Udarbejdet af:



**Mediator A/S**

CVR: 31 61 24 38

Centervej 2

DK-6000 Kolding

T: 75 54 08 24

[info@mediator.as](mailto:info@mediator.as)