



Cordless Lawn Mower Series



DLM533 / DLM532 / DLM530 / DLM462 /
DLM460 / DLM432 / DLM382

18v + 18v → 36v



Aluminum Deck

DLM533 (530mm) new



Steel Deck

DLM532 (530mm) new

DLM530 (530mm) new

DLM462 (460mm) new

DLM460 (460mm)



Plastic Deck

DLM432 (430mm) new

DLM382 (380mm) new



except
DLM432 / DLM382



Easy to Use



Easy Maintenance



Zero Emission



Low Noise



ZERO EMISSION


Aluminum Deck

DLM533



photo: DLM533

Built-in ball bearing on axles for added durability



2-speed mode
Dual battery fuel gauge
Main switch

Heavy duty handle

Grass level indicator



empty

full

4 battery slots



Child lock key



photo: DLM532

Built-in ball bearing on axles for added durability

Heavy duty handle

Side Discharge

(DLM532 / DLM530)



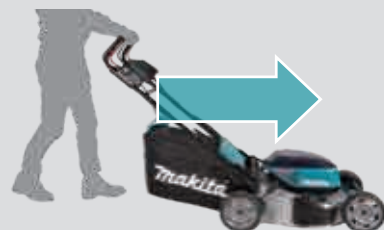
with side discharge mouth

Steel Deck

**DLM532 / DLM530
DLM462**

Self-Propelled

(DLM533 / DLM532 / DLM462)



BL MOTOR



except DLM432 / DLM382

Single-lever cutting height adjustment



photo: DLM533

IPX4 (water resistant)



Steel Deck

DLM460

Single-lever cutting height adjustment



Built-in ball bearing on axles for added durability



Child lock key



Plastic Deck

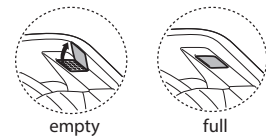
DLM432 / DLM382

Dual battery fuel gauge

Child lock key



Grass box with Grass level indicator



Easy installation and removal of the grass box

Single-lever cutting height adjustment


photo: DLM432

Model	Deck	Self-Propelled	BL MOTOR	Battery slots	Cutting / Collecting / Mulching	Rear discharge	Side discharge
DLM533	Aluminum	✓	✓	4	✓	✓	
DLM532	Steel	✓	✓	4	✓		✓
DLM530	Steel		✓	4	✓		✓
DLM462	Steel	✓	✓	4	✓		
DLM460	Steel		✓	2	✓		
DLM432	Plastic			2	✓*		
DLM382	Plastic			2	✓*		

* Optional accessory for Mulching (DLM432 / DLM382)


Recommended mowing area

DLM533 / DLM532 / DLM530



BL1860B x4

DLM462



BL1860B x4

DLM460



BL1860B x2

DLM432



BL1860B x2

DLM382



BL1860B x2






Chain Saw
 DUC252 / DUC252C /
 DUC256 / DUC256C / DUC302 /
 DUC303 / DUC353 / DUC400 /
 DUC305 / DUC355 / DUC405 /
 DUC306 / DUC356 / DUC406



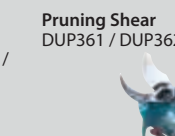
Blower
 DUB361 / DUB362 / DUB363



Lawn Mower
 DLM382 / DLM432 /
 DLM460 / DLM462 /
 DLM530 / DLM532 /
 DLM533



Power Cutter
 DCE090



Pruning Shear
 DUP361 / DUP362



Grass Trimmer
 DUR364L / DUR368A /
 DUR368L / DUR369A /
 DUR369L / DUR369N



Hedge Trimmer
 DUH551 /
 DUH651



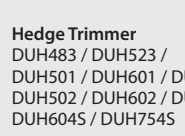
Multi Function Power Head
 DUX60



Hedge Trimmer
 DUH551 /
 DUH651



Recipro Saw
 DJR183 /
 DJR185



Hedge Trimmer
 DUH483 / DUH523 /
 DUH501 / DUH601 / DUH751 /
 DUH502 / DUH602 / DU752 /
 DUH604S / DUH754S



Chain Saw
 DUC122 / DUC204 /
 DUC254 / DUC254C



Blower
 DUB183 /
 DUB184



Grass Trimmer
 DUR184L / DUR189 /
 DUR190U / DUR190L /
 DUR191U / DUR191L



Pole Hedge Trimmer
 DUN500W / DUN501W /
 DUN600L / DUN601L



Grass Shear
 DUM604




String Trimmer
 DUR181



Wheelbarrow
 DCU180



Battery Powered Grass Trimmer
 UR101C / UR201C /
 UR202C



Portable Power Pack
 PDC01



Accessories

Blade



Model	Size (mm)	Part No.
DLM533 / DLM532 / DLM530	530	191D52-7
DLM462	460	191D51-9
DLM460	460	199367-2
DLM432	430	191D43-8
DLM382	380	191D41-2

Swing back blade



Model: DLM533 / DLM532 / DLM530
 Swing back blade (530mm)
 Part No. 191D50-1



Replacement blade (4 pc.)
 Part No. 191D48-8

Model: DLM462
 Swing back blade (460mm)
 Part No. 191D49-6

Replacement blade (4 pc.)
 Part No. 191D47-0

Mulching plug set

Model: DLM382 / DLM432
 Part No. 191D46-2



Cordless Lawn Mower

DLM533 / DLM532 / DLM530 530 mm (21") DLM462 / DLM460 460 mm (18")

	DLM533	DLM532	DLM530	DLM462	DLM460
Brake	Cutting Width 534 mm (21")	Cutting Width 534 mm (21")	Cutting Width 534 mm (21")	Cutting Width 460 mm (18 - 1/8")	Cutting Width 460 mm (18")
Electronic 2-Speed	Cutting Height 20 - 100 mm (13/16" - 3-15/16") [10 stages]	Cutting Height 20 - 100 mm (13/16" - 3-15/16") [10 stages]	Cutting Height 20 - 100 mm (13/16" - 3-15/16") [10 stages]	Cutting Height 20 - 100 mm (13/16" - 3-15/16") [10 stages]	Cutting Height 20 - 75 mm (13/16" - 2-5/16") [10 stages]
Constant Speed	No Load Speed (RPM) 2,300 - 2,800	No Load Speed (RPM) 2,300 - 2,800	No Load Speed (RPM) 2,300 - 2,800	No Load Speed (RPM) 2,500 - 3,300	No Load Speed (RPM) 2,500 - 3,300
Soft Start	Propelling speed 2.5 - 5.0 km/h	Propelling speed 2.5 - 5.0 km/h	Propelling speed -	Propelling speed 2.5 - 5.0 km/h	Propelling speed -
	Dimensions (L x W x H) 1,655-1,740x590x990-1,100 mm (65"-68-1/2"x23-1/4"x39"-43-1/4")	Dimensions (L x W x H) 1,630-1,715x590x990-1,095 mm (64"-67-1/2"x23-1/4"x39"-43")	Dimensions (L x W x H) 1,630-1,715x590x990-1,095 mm (64"-67-1/2"x23-1/4"x39"-43")	Dimensions (L x W x H) 1,610-1,690x535x980-1,095 mm (63-1/2"-66-1/2"x21"x38-1/2"-43")	Dimensions (L x W x H) 1,319-1,518x532x879-1,138 mm (52"-59-3/4"x21"x34-1/2"-44-3/4")
	Net weight 42.8 - 46.7 kg (94.4 - 103 lbs.)	Net weight 39.0 - 42.8 kg (86.0 - 94.4 lbs.)	Net weight 35.5 - 39.3 kg (78.3 - 86.6 lbs.)	Net weight 35.3 - 39.0 kg (77.8 - 86.0 lbs.)	Net weight 25.3 - 27.6 kg (55.8 - 60.8 lbs.)

Standard Equipment: Blade, Mulch plug, Side Discharge Mouth(DLM530 / DLM532), Socket Wrench, Rod, Battery, Charger

DLM432 430 mm (17") DLM382 380 mm (15")

	DLM432	DLM382
Brake	Cutting Width 430 mm (17")	Cutting Width 380 mm (15")
Soft Start	Cutting Height 20 - 75 mm (13/16" - 2-15/16") [13 stages]	Cutting Height 20 - 75 mm (13/16" - 2-15/16") [13 stages]
	No Load Speed (RPM) 3,600	No Load Speed (RPM) 3,700
	Dimensions (L x W x H) 1,435-1,490x460x1,005-1,045 mm (56-1/2"-58-3/4"x18-1/8"x39-1/2"-41-1/4")	Dimensions (L x W x H) 1,380-1,410x450x985-1,005 mm (54-1/4"-55-1/2"x17-3/4"x38-3/4"-39-1/2")
	Net weight 16.8 - 17.5 kg (37.0 - 38.6 lbs.)	Net weight 16.2 - 16.9 kg (35.7 - 37.3 lbs.)

Standard Equipment: Blade, Wrench, Battery, Charger

The weight may differ depending on the attachment(s), including the battery cartridge. The lightest and heaviest combination, according to EPTA-Procedure 01/2014, are shown in the table. Items of standard equipment and specifications may vary by country or area.



Makita Corporation

3-11-8 Sumiyoshi-cho, Anjo, Aichi, 446-8502 Japan

PRINTED IN JAPAN 202001