

Declaration of Conformity

Jungle Gym

BACKYARD PLAYGROUNDS

since 1988

Manufacturer details

Company Name

Jungle Gym B.V.

Tag-line

Backyard Playgrounds

Address

Valschermkade 18, 1059 CD Amsterdam, Netherlands

Activity toys for domestic use

Product Range Identification

Sub-Assembly

Universal Packs / Base Towers / Extension Towers / Roofs / Means of Exit/Access / Add-ons : 790_001 ... 794_911

Assembly

Playtowers : 801_005 ... 200

Links : 870_100 ... 105

Accessories : 201_060 ... 250_070

Playhouses : 830_150 ... 253, 835_251 ... 253

Swings : 801_300, _600, _601

Slides (XL) : 324_100 ... 600

Modules : 850_180 ... 415

Slides (XXL) : 334_100 ... 600

: 857_103, 857_108

Playtowers : 802_202 ... 208

857_151, 857_158

803_202 ... 210

809_202 ... 804

Applicable EC directives and standards

Chemical References

1. Migration of certain elements (17x + Chr VI + tin) as required in TSD 2009/48/EC and its amendments. Scrape off toy material. Tested according to EN 71-3:2019.
2. Migration of solvents, monomers and plasticizers as specified in "Safety for Toys; Organic Chemical Compounds", EN 71-9: 2005 + A1: 2007 Tested according to EN 71-10: 2005 & EN 71-11: 2005.
3. Content of N-nitrosamines and N-nitrosatable substances as specified in EN standard 71-12: 2013 Tested according to EN 71-12: 2013.
4. Content of 18 PAHs (Polycyclic Aromatic Hydrocarbons) as referred in AfPS GS 2014:01 PAK (Replaced on 2019:01) Tested according to QMA 2011.1284
5. Content of 7 Phthalates (18x) according to REACH (EG) no.1907/2006, Annex XVII Tested according to COC-CH-C1011-09.3 and EN 15777 / QMA 2011.1300
6. Content of Cadmium according to REACH (EG) no. 1907/2006, Annex XVII. Tested according to EN 17294-2
7. Formaldehyde according to REACH (EG) no. 1907/2006, Annex XVII. Tested according to EN 14184
8. Azo dyes according to REACH (EG) no. 1907/2006, Annex XVII. Tested according to BVL B 82.02-2.
9. Content of 3 Flame retardants according to REACH (EG) no. 1907/2006, Annex XVII. Tested according to EN 62321-6.
10. NI release according to REACH (EG) no. 1907/2006, Annex XVII. Tested according to EN 71-3:2013+A1:2014.
11. Sweat and Salvia resistance tested according to DIN 53160

Mechanical physical properties + flamability

EN 71 - 1 : 2014 + A1: 2018 EN 71 - 2 : 2011 + A1: 2014 EN 71 - 8 : 2018

Supplementary information

Conformity to the above specified directives and standards has been frequently verified and is continuously monitored by TÜV Süd, TÜV Rheinland LGA products, DEKRA (DE), STR Ltd (UK), LNE SA (FR), LMR Ltd (US) and IPS N.V. (BE) since 1994. Jungle Gym participates in the European Commission for standardisation for the safety of activity toys (TC52 / WG 10).

Declaration

I hereby declare under our sole responsibility that the products mentioned above, to which this declaration relates, complies with the above mentioned directives and standards.



Name

Mr. P. Schmit / Director

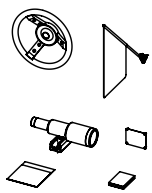
Issued date

Januari 3rd, 2022

Signature of representative

Construction Packages (Sub-Assembly)

Universal Packs (AC)



Accessory set
194_119

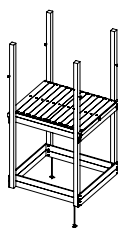


General Manual
040_805



Quick Start Guide
040_905
040_910
040_915
040_923

Base Towers (BT)

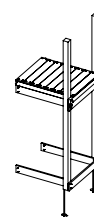


Tower 80
790_001
790_002
790_003
790_005

Tower 115
792_001
792_002
792_002
792_003

Tower 140
794_001

Extension Towers (ET)

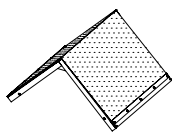


Tower 80 **Tower 140**
790_101 794_102
790_102 794_103
790_102 794_105

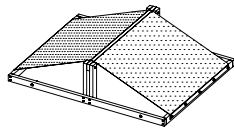
Tower 115
792_101 794_106
792_102 794_107
792_103 794_108
792_104 794_109
792_105 794_110
792_106
792_107
792_108
792_109
792_110
792_111
792_112

Roofs (RF)

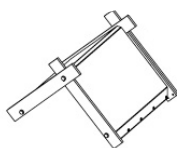
Canvas roofs



Angle 90°
792_201



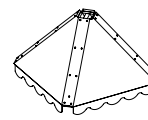
Angle 120°
792_206
794_204



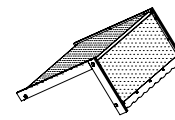
Tipi
790_203



Gable
790_202

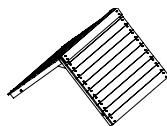


Pyramid
790_205

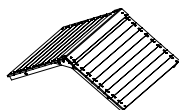


Excentric
792_204

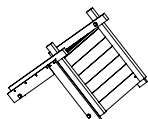
Timber roofs



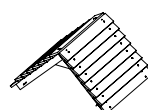
Angle 90°
792_202
794_202



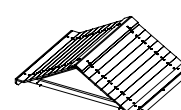
Angle 120°
792_203
794_203



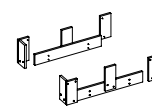
Tipi
790_204



Clapboard
790_201

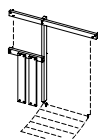


Dutch
792_205



Lookout
790_206


Means of Exit/Access



Bridge Frames
BF
792_602
794_602



Balustrades
BL
790_301
792_301
794_301
794_302



Slides
SL
790_901
792_901
792_902
792_903
794_901



Firemans Poles
FP
790_903
792_911
792_912
792_913
794_431
794_911



Ladder
LA
790_433
790_434
792_431
792_432
794_431
794_432



Two Step Ladder
LA
790_413
792_411
792_412
794_411
794_412



Rope ladder
LA
790_421

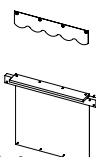


Rock wall
RW
790_403
792_401
792_402
794_401
794_402

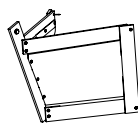


Ramp
RA
790_441

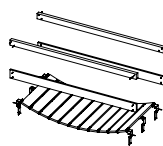
Add-ons



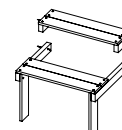
Market
MT
790_502



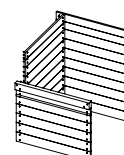
Boat front
BO
790_501



Clatter bridge 80
CB
790_601




Picnic
PC
790_503



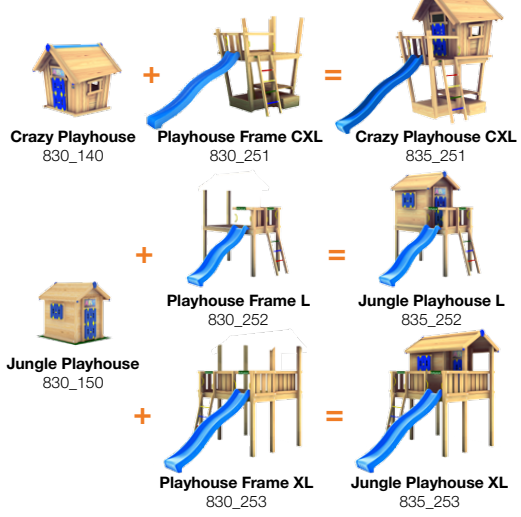
Playhouse 80
PH
790_302

Construction Packages (Assembly)

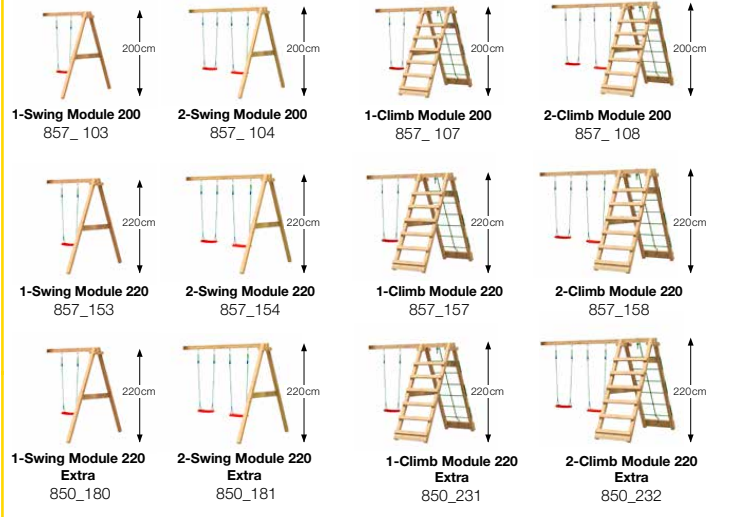
Playtowers



Playhouses




Modules



Swings



Links



Accessories

